

The background of the entire page is a low-angle, silhouetted photograph of a training facility. Two figures are visible, one standing and one partially obscured behind a tall, vertical metal rig with various pulleys and ropes. The facility has a high ceiling with a grid of lights and a curved architectural element. The lighting is dramatic, with strong highlights and deep shadows.

TACTICAL BOARDING AND ENTRY EQUIPMENT






















Specialist manufacturers and suppliers to Government, Defence and Aerospace Industries



Follow us on Instagram
@olympiatrump



Legend

 No.	Part Number	 Cutting Diameter	 Range
 Dimensions		 Hold	 SL Section Length
 KG Weight		 Hook Opening	 Tread Width
 Finish		 Number of Sections	 Tread Height
 MAT Material		 Open Length	 METERS / MIN Speed
 NSN NSN		 Closed Length	 i Information
 SWL SWL		 MBL Minimum Break Load	 OD Bottom Tube / Rope Diameter

Contents



Olympia Triumph

History	4
Product Range	6
Bespoke Requirements	6
Product Warranty	7
Product Demonstration	7
Training Packages	7



Electric Telescopic Poles

Electric Carbon Pole	10
Electric Carbon Pole - Dive Configuration	12
Electric Telescopic Pole	14



Wind Up Poles

Wind Up Carbon Pole	16
Wind Up Telescopic Pole	18
Pole Maintenance Kits	20
Flexible Base Plates	22
Underway Boat Harness	25
Telescopic Pole Accessories	26



Carbon Fibre Poles

Carbon Fibre Telescopic Pole	33
------------------------------	----



Compact Folding Poles

40



Hooks

Hook Release Options	44
Flat Hooks	46
Flat Hook Accessories	48
Single Hook Attachment	50
Double Hook Attachment	52
Triple Hook Attachment	54



Flexible Ladders

56

Compact Wire Ladder	57
CWL Accessories	58
Wide Rung Wire Ladder	63
WWL Accessories	64
FibreLight Single Ladder	65
FibreLight Double Ladder	66
FibreLight Net Ladder	67
FibreLight Ladder Accessories	68



Rigid Boarding Ladder

70

RBL Single	72
RBL Double	74
RBL Wire Lanyard	76
RBL Accessories	77



Armadillo Carbon Ladders

80

Carbon Fibre Ladders	81
Carbon Ladder Accessories	82



Launcher

84

Grapnel Launcher Sets	87
Launcher Component Parts	88



Magnets

92

Magnet Anchors	94
Tactical Magnet Set	95
Tactical Marker Magnet Set	96
Ladder Magnet Anchor Set	97



Technical

98

Index

109

History

Originally, Olympia Triumph distributed a range of metal fittings and rope rescue equipment to the rescue services and the oil and gas industries based in the United Kingdom. In 1978 our range of equipment included an aluminium telescopic reach pole that was used for attaching rescue equipment to an anchor point above a fallen casualty to allow for a rescue to be instigated.

On the 8th August 1983 Olympia Triumph made a presentation of our equipment range to the Royal Marines based nearby. We were then approached by the unit to provide a solution for boarding passenger ferries and commercial vessels with a height of up to 15 metres for maritime interdiction operations and Visit, Board, Search and Seizure (VBSS).



Testing the first Olympia Triumph pole



With the final prototypes completed, Olympia Triumph loaned the poles to RM Poole for real-world evaluation. We were subsequently invited to the debrief to discuss the results of the evaluation. Speaking with the end users gave us insight into the conditions the poles were expected to operate in and where we needed to make adjustments. We made the discussed design changes which would modify many aspects of the pole, including changing the specification of the raw materials used in the construction.

The second Olympia Triumph prototype pole was then returned to RM Poole and trialled for a further 8 months. Subsequently, we made a final version which became the pole that was approved by the unit.

During this period, we started to develop titanium grapnel hooks and wire ladders which would allow us to supply a complete maritime interdiction range. This was the starting point for the Olympia Triumph maritime and urban tactical access range in 1987. We started the NATO codification process shortly after to give the Olympia Triumph products NATO Stock Numbers.

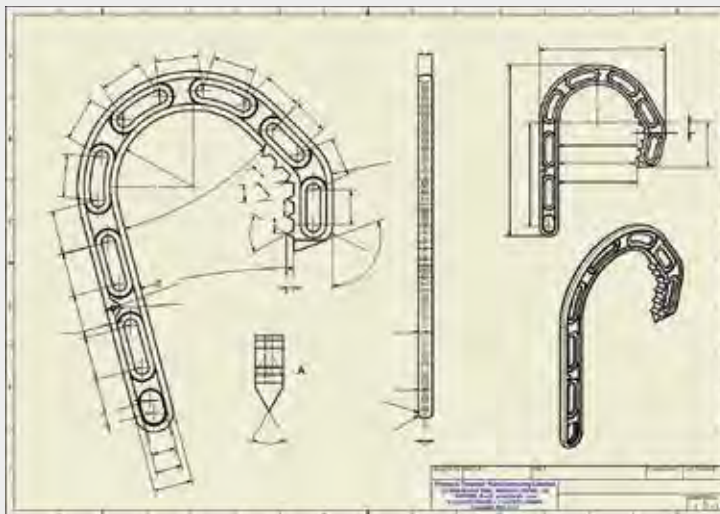

The application was made with the Special Boat Service (SBS) as our sponsor. Since then, we have continued to improve and refine our equipment by working closely with the units we supply. To date, we have supplied over 46 countries worldwide. We constantly strive to update our product selection as the manufacturing technology evolves.



Product Range

Our range of carbon fibre and aluminium telescopic poles, titanium hooks, wire ladders, aluminium boarding ladders, carbon fibre ladders and accessories have a wide variety of uses in both urban and marine environments.

In addition, we also supply a full range of tactical equipment from market leading manufacturers. This relationship with world-leading brands has enabled us to provide complete product solutions to many elite Special Forces and Counter Terrorism Police units from around the world.



**AUTODESK
INVENTOR**

Bespoke Requirements

Where our current range is not suitable for the task in hand, we can offer a bespoke in-house design, 3D printing and manufacturing process. The bespoke service is suitable for a range of scenarios and can deliver specialist solutions with a fast turnaround.

This service has allowed us to develop unparalleled relationships with Special Forces, Counter Terrorism Police units and other government agencies from around the world by offering solutions to meet their requirements.

If any of our products are of interest but do not meet your requirements, please contact us.

Product Warranty

As a manufacturing company we take pride in all our products, the level of service we provide and the company reputation globally. We strive to deliver quality manufactured products and continue to support our customers after purchase with a three-year manufacturer's warranty (some products exempt - contact Olympia Triumph for more details).

In the event of a product failure, defect in materials and / or workmanship, please return the product to our head office within three years of purchase for inspection. We will replace or repair as required. Our guarantee excludes normal wear and tear or accidental damage.



Product Demonstration

At Olympia Triumph we find organised demonstration days the best way for end users to get familiar with the procedures and functionality of our product range.

This is not always possible at exhibitions / trade fairs so if you would like Olympia Triumph to visit your unit and demonstrate our range of products, please get in touch. We are happy to travel globally to showcase our products.

Training Packages

All units use slightly different techniques for gaining entry to a target, however these techniques all revolve around the same basic procedures. This allows end users to get the best performance and greater functionality from the equipment.

We can deliver tailor-made training packages to suit your requirements, covering all experience levels of end user. Please contact us to arrange a no-obligation training consultation.

Telescopic Poles

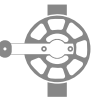
The newest version of the popular Olympia Triumph telescopic pole is now available to the market. The pole has been upgraded to feature five sections. The addition of a fifth section provides:

1. Quicker deployment
2. Shorter closed length
3. A much stiffer pole when fully extended

The pole has been redesigned in collaboration with a number of Special Forces units, taking on board their wishes, which has resulted in an improved product. The pole will be available as both the Electric and Wind Up variations.

Olympia Triumph will continue to service and repair 4-section poles as well as producing new 4-section poles upon request.





Electric Carbon Pole

New for 2023

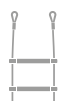
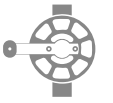
In 2022, Olympia Triumph launched a fully carbon fibre version of their established Electric Telescopic Pole. This was developed to meet operational requirements for reduced weight of the overall system and increased stiffness of the pole. The transition to a full carbon fibre pole provides the following benefits:

- A weight saving of up to 5 kg per pole. This makes the movement and stowage of the pole much easier. The lower weight of the tubes also allows for much easier extension of the pole when used in manual mode.
- Improved accuracy: The increased stiffness of the carbon fibre over that of the original aluminium poles allows even better control when deploying a hook and ladder. This version of the pole is equipped with the same electric motor featured on the original ETP pole range.

The electric motor control is easy to operate with gloves on and, in the event of a problem, the user can activate the folding handle to allow full manual control of the pole. This bypasses the motor and enables further extension and retraction. The user can quickly convert the pole back to electric mode at any time in just four simple steps. Simple battery replacement procedure allows mid-mission changeover if required.

The Mark 3 Electric Telescopic Pole is rated to IP68. This enables the pole to be submerged to a depth of 15 metres for up to four hours and remain operational.





Products available:

No.	ECP.10-5	ECP.15-5	ECP.17-5
MAT	Carbon fibre	Carbon fibre	Carbon fibre
KG	18.00 kg (39.68 lbs)	20.50 kg (45.20 lbs)	23.00 kg (50.7 lbs)
	2.95 m (9.67 ft)	3.85 m (12.63 ft)	4.45 m (14.59 ft)
	10.00 m (32.81 ft)	15.00 m (49.21 ft)	17.50 m (57.41 ft)
	70 mm (2.75 in)	70 mm (2.75 in)	70 mm (2.75 in)
NSN	5130-99-217-7029	5130-99-157-2678	5130-99-179-6144

Electric Carbon Pole - Dive Configuration

New for 2023

The Electric Carbon Pole - Dive Configuration came about as a request from a unit to solve the problem of quickly reaching a height of 12 metres on a dive operation.

The configuration moves the motor and stabiliser handle to the top of the bottom section just below the collars, and includes an additional extra stabiliser handle underneath the motor.

It includes custom-made inflator bags, the one on top of the stabiliser handle supporting the pole vertically when it's deployed, and the other at the base of the pole allowing you to set neutral buoyancy while approaching the target underwater.

Additional lashing points make securing the pole to the operators both easy and customisable.

No. ECP.15-DP

MAT Carbon fibre

KG 26 kg (57.32 lbs)

Height 15.00 m (49.21 ft)


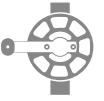
Height 4.45 m (14.59 ft)

Width 70 mm (2.75 in)

Finish Matt black

NSN 5130-99-985-1001





Stabiliser flotation bag – packed and deployed



Lower flotation bag – packed and deployed

Electric Telescopic Pole

In 2012, Olympia Triumph launched an electric version of their established Wind Up Telescopic Pole. This was developed to meet operational requirements for reduced deployment time as well as improved operator control, combined with a manual override system.

The Mark 3 Electric Telescopic Pole has many additional benefits compared to the manual Wind Up Telescopic Pole. It provides:

- A quicker and more controlled way to deploy Olympia Triumph's hook and ladder systems.
- Improved accuracy: The user only has to stabilise the pole and operate the electric motor control, as opposed to manually winding the handle.

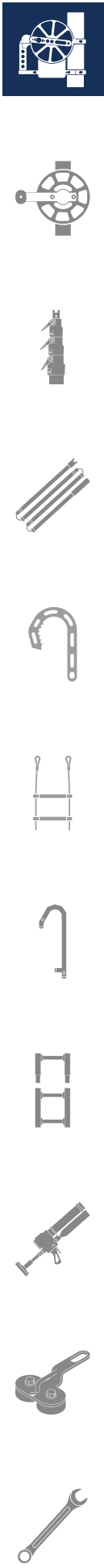
The rocker switch enables the user to extend and lower the pole at the push of a switch. This is a precise function, which offers superior control when extending and retracting the pole. It also makes it easier for the user to attach the hook to the target.

If the rocker switch is released, the pole will hold its position until the user re-engages the switch, allowing further extension or retraction.

The electric motor control is easy to operate with gloves on and, in the event of a problem, the user can activate the folding handle to allow full manual control of the pole. This bypasses the motor and enables further extension and retraction. The user can quickly convert the pole back to electric mode at any time in just four simple steps. Simple battery replacement procedure allows mid-mission changeover if required.

The Mark 3 Electric Telescopic Pole is rated to IP68. This enables the pole to be submerged to a depth of 15 metres for up to four hours and remain operational.





Products available:

No.	ETP.10-5CT	ETP.15-5CT	ETP.17-5CT
MAT	Aluminium, carbon fibre	Aluminium, carbon fibre	Aluminium, carbon fibre
KG	23.00 kg (50.71 lbs)	26.50 kg (58.42 lbs)	28.00 kg (61.73 lbs)
	2.95 m (9.67 ft)	3.85 m (12.63 ft)	4.45 m (14.59 ft)
	10.00 m (32.81 ft)	15.00 m (49.21 ft)	17.50 m (57.41 ft)
	70 mm (2.75 in)	70 mm (2.75 in)	70 mm (2.75 in)
NSN	5130-99-705-9124	5130-99-555-8915	0000-00-000-0000

Wind Up Carbon Pole

New for 2023

The Wind Up Carbon Pole is a development of the very popular Wind Up Telescopic Pole. The new WCP was developed to meet operational requirements for reduced weight of the overall system and increased stiffness of the pole. The transition to a full carbon fibre pole provides the following benefits:

- A weight saving of up to 5 kg per pole. This makes the movement and stowage of the pole much easier. The lower weight of the tubes also allows for much easier extension of the pole.
- Improved accuracy: The increased stiffness of the carbon fibre over that of the original aluminium poles allows even better control when deploying a hook and ladder.





Products available:

No.	WCP.10-5	WCP.15-5	WCP.17-5
MAT	Carbon fibre	Carbon fibre	Carbon fibre
KG	14.00 kg (30.86 lbs)	19.50 kg (29.76 lbs)	21.50 kg (47.39 lbs)
	2.95 m (9.67 ft)	3.85 m (12.63 ft)	4.45 m (14.59 ft)
	10.00 m (32.81 ft)	15.00 m (49.21 ft)	17.50 m (57.41 ft)
	70 mm (2.75 in)	70 mm (2.75 in)	70 mm (2.75 in)
NSN	0000-00-000-0000	0000-00-000-0000	0000-00-000-0000

Wind Up Telescopic Pole

Olympia Triumph introduced the original Wind Up Telescopic Pole back in 1983, establishing the tactical equipment range. Over the years, the performance and functionality of the Wind Up Telescopic Pole have been developed and improved while keeping weight to a minimum. The purpose of the product is to deploy a hook and ladder to allow maritime interdiction operations and Visit, Board, Search and Seizure (VBSS), and tactical urban entry at heights of up to 15 metres.

The pole is manually extended using the handwheel. All pole sections extend simultaneously to allow quick deployment time: 10 metres extension in 10 seconds and 15 metres extension in approximately 15 seconds. The pole is easy to maintain and, with practice, can be used to precisely deliver a hook and ladder system to a target in the worst of conditions.

The pole is now available as a 5-section pole as standard. This comprises of four aluminium sections, with the top section made from high modulus carbon fibre. The carbon fibre top section is more flexible and durable, which means it can withstand the bending and impact associated with hook delivery to the handrail of a moving ship.

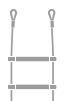

The pole will retract under gravity but requires winding to prevent freefall. Practice using this function can greatly improve speed and control to enable easy deployment and retraction.





Features:

- Large grip handle incorporated into design for good user stability and control.
- New top section design for quicker retraction.
- New smaller lightweight collars made from polymer material.
- Redesigned lightweight aluminium handwheel with stainless steel internal bearings.
- Redesigned lightweight internal components.
- New stainless steel bearings fixed to all tube section collars.



Products available:

No.	WTP.10-5CT	WTP.15-5CT	WTP.17-5CT
MAT	Aluminium, carbon fibre	Aluminium, carbon fibre	Aluminium, carbon fibre
KG	14.00 kg (30.86 lbs)	19.50 kg (29.76 lbs)	21.50 kg (47.39 lbs)
	2.95 m (9.67 ft)	3.85 m (12.63 ft)	4.45 m (14.59 ft)
	10.00 m (32.81 ft)	15.00 m (49.21 ft)	17.50 m (57.41 ft)
	70 mm (2.75 in)	70 mm (2.75 in)	70 mm (2.75 in)
NSN	5120-99-844-4486	5120-99-226-5330	0000-00-000-0000

Pole Maintenance Kits

New for 2023



At Olympia Triumph we pride ourselves on our after-service care. However, we know that many units want to be able to keep their poles in top working condition. Therefore, we offer a range of pole maintenance kits. These kits come with everything a user needs to keep the pole in working order.

The kit contains both consumable parts (e.g., O-rings), spare parts (e.g., bearings) and cleaning materials (e.g., Acetone). The kits are tailored to the poles in question.

Full breakdown of items included available upon request.



Electric Telescopic Pole Pole Maintenance Kit

No.	ETP-PMK
	610 x 480 x 330 mm (24 x 18 x 13 in)
KG	14.00 kg (30.80 lbs)
	Matt black
NSN	0000-00-000-0000

Electric Carbon Pole Pole Maintenance Kit

No.	ECP-PMK
	610 x 480 x 330 mm (24 x 18 x 13 in)
KG	14.00 kg (30.80 lbs)
	Matt black
NSN	0000-00-000-0000

Wind Up Telescopic Pole Pole Maintenance Kit

No.	WTP-PMK
	610 x 480 x 330 mm (24 x 18 x 13 in)
KG	14.00 kg (30.80 lbs)
	Matt black
NSN	5140-99-258-5557



Flexible Base Plates

The Flexible Base Unit range support Olympia Triumph's telescopic poles in supple and secure housing. The base tube secures the bottom section of the pole, giving the operator greater control when in use. The pole can be fully rotated within the base tube. This, combined with the flexible base joint, lets the user angle the pole by up to 180° and rotate up to 360°, making control and deployment of the hook fast and easy.

The tube is manufactured from one piece of solid acetal, providing great strength-to-weight ratio and unparalleled corrosion resistance in maritime environments. Four M10 (3/8") fixing holes are provided for attachment to a RHIB.




Olympia Triumph produce three base plates as standard. However, bespoke solutions are available on request to fit any size RHIB.



Maritime Flexible Base Plate - Complete

The Maritime Flexible Base Unit attaches to the RHIB deck. The flexible base joint allows the user to lie the pole down horizontally and tie it securely on the RHIB deck for transport.



All Olympia Triumph base tubes come as 70 mm internal diameter as standard.

No.	ETP-MBC
	156 x 156 x 286 mm (6.1 x 6.1 x 11.2 in)
MAT	Stainless steel, PA66 GF30
	1.93 kg (4.26 lbs)
	Matt black
NSN	8465-99-751-7053






Urban Flexible Base Plate - Complete

The Urban Flexible Base Plate is the largest in the flexible base plate range. This baseplate design enables the operator to secure the plate with a foot if additional stability is required. Cut-outs in the base plate enable easy manoeuvrability and reduce the total weight.

No.	ETP-UBC
	495 x 495 x 285 mm (19.4 x 19.4 x 11.2 in)
MAT	Aluminium, PA66 GF30
	3.25 kg (7.17 lbs)
	Matt black
NSN	5340-99-707-4029

Urban Flexible Base Plate



No.	ETP-UBP
	495 x 495 x 6 mm (19.4 x 19.4 x 0.23 in)
MAT	Aluminium
	2.65 kg (5.84 lbs)
	Matt black
NSN	0000-00-000-0000

All Olympia Triumph base tubes come as 70 mm internal diameter as standard.





Heavy-Duty Base Plate - Complete

The quick-release Heavy-Duty Base Unit can be attached with the base plate to a RHIB, or can be mounted (without the plate) directly onto a vehicle tow hitch for urban use. The locking mechanism, in conjunction with one of our Tie Down Rings, allows the pole to be held vertical during transit.

These accessories interface with the new 5-section poles. We can still supply previous generation accessories to interface with existing 4-section Olympia Triumph poles.

No.	ETP-MBHDC
	156 x 156 x 320 mm (6.1 x 6.1 x 12.5 in)
MAT	Stainless steel, PA66 GF30
	3.50 kg (7.72 lbs)
	Matt black
NSN	2090-99-490-4981

Heavy-Duty Base Tube



No.	ETP-HDT
	300 x 127 mm (11.81 x 5 in)
MAT	PA66 GF30
	1.32 kg (2.90 lbs)
	Matt black
NSN	2090-99-490-4981

All Olympia Triumph base tubes come as 70 mm internal diameter as standard.

Underway Boat Harness




The Underway Boat Harness is designed to secure the telescopic pole operator into the RHIB. The harness supports the operator so they can concentrate on controlling the telescopic pole during heavy sea states. This is achieved by attaching the four anchor tails of the harness to the RHIB and pulling the webbing straps taut.

The harness has an inbuilt emergency release buckle, which the operator can use to release themselves from the harness if the RHIB were to invert.

No.	OT5000
	Adjustable
MAT	Stainless steel, heavy-duty webbing
KG	4.70 kg (10.36 lbs)
	Black or Olive
NSN	4240-99-242-9116



Telescopic Pole Accessories




Ladder Deployment Bracket and Reel

The Ladder Deployment Bracket and Reel set can be mounted to the telescopic pole. While in use, the ladder reel can be removed easily from the bracket assembly using quick-release pins.

The horizontal locking brake stops the reel from rotating whilst in transit. The set contains the ladder bracket, ladder reel, locking pins and all fixings.

No. 07.702


 400 x 517 x 290 mm (15.8 x 20.4 x 11.4 in)

MAT Stainless steel, PA66 GF30

WG 5.61 kg (12.37 lbs)

 Matt black


NSN 2090-99-867-9098



Ladder Deployment Reel


The Ladder Deployment Reel is for the storage and deployment of wire ladders. The Ladder Deployment Reel can be used with the Ladder Deployment Bracket when needed. The reel can be mounted or removed from the pole using quick-release pins.

No. 07.703

 400 x 300 x 300 mm (15.8 x 11.8 x 11.8 in)

MAT Stainless steel, PA66 GF30

WG 2.95 kg (6.50 lbs)

 Matt black

NSN 0000-00-000-0000

These accessories interface with the new 5-section poles. We can still supply previous generation accessories to interface with existing 4-section Olympia Triumph poles upon request.



Stabiliser Handle

The pole Stabiliser Handle enables two operators to stabilise the pole during use in heavy sea states. The handle can be easily attached to or removed from the telescopic pole using the release pins supplied. The Stabiliser Handle comes as standard with all new telescopic poles. The handle is available as a spare item and can be retrofitted to older telescopic poles if required.

No. 07.704

MAT 434 x 234 x 40 mm (17.1 x 9.2 x 1.6 in)

MAT Stainless steel

KG 2.11 kg (4.65 lbs)

KEY Matt black texturised coating

NSN 5340-99-668-5453



Tie Down Ring Bracket

The Tie Down Ring is compatible with all telescopic poles. The Tie Down Ring provides a secure attachment point for tie down straps when anchoring the pole to a vessel. The Tie Down Ring can be used to secure either Electric or Wind Up poles vertically in conjunction with the Heavy-Duty Base Unit during transit.

No. 07.705

MAT 126 x 126 x 40 mm (5 x 5 x 1.6 in)

MAT Stainless steel

KG 0.56 kg (1.23 lbs)

KEY Matt black

NSN 2090-99-867-9098

These accessories interface with the new 5-section poles. We can still supply previous generation accessories to interface with existing 4-section Olympia Triumph poles upon request.

Telescopic Pole Accessories

New for 2023



Stabiliser Flotation Bag

The Stabiliser Flotation Bag is designed to sit just above the upper stabiliser handle and give 140 newtons of lift (equal to the lift of a standard inflatable life jacket) when the rip toggle is pulled or when it is inflated using the manual inflation tube. This provides enough buoyancy to support the pole in a vertical position at the surface (with the bottom of tube remaining under the water).

No. ECP-SFB

SIZE 150 x 680 x 450 mm (5.9 x 26.7 x 17.7 in)

MAT Heavy-duty nylon, heavy-duty polyester

KG 0.62 kg

COLOUR Matt black

NSN 0000-00-000-0000





Lower Flotation Bag

The Lower Flotation Bag is designed to raise the tail of the pole when being dived to the target. The oral inflator makes repeated inflation and deflation of the bag and so the pole easy and straightforward. When lower inflation bag and the Stabiliser flotation bag are used in conjunction the user can set the pole system neutrally buoyant allowing streamline approach to target. We are able to offer bespoke sizing / lift capabilities - please contact our office to discuss this further.



No. ECP-LFB

MAT 190 x 640 x 380 mm (7.4 x 25.1 x 14.9 in)

KG Heavy-duty nylon, heavy-duty polyester

NSN 0.26 kg

Color Matt black

NSN 0000-00-000-0000

Telescopic Pole Accessories



Pole Transport Bag

This light-weight but durable pole bag is designed for operational transportation of our range of telescopic poles. The flexible nature of the bag means that it can be collapsed and packed away when not in use. The handles at each end of the bag allow for two operators to easily carry the bag when on operation.

No. ETP-PTB10, ETP-PTB15, ETP-PTB17

Variable

MAT Nylon, heavy-duty foam

KG Variable

Paint Matt black

NSN 0000-00-000-0000



Pole Transport Case

The Pole Transport Case is a bespoke flight case used for transportation and storage of the pole. These heavy-duty cases are not for operational use due to their size and weight. The cases suit long-term storage or shipment to a location where damage in transit is a high possibility. We can manufacture the cases to fit any of our poles and can also accommodate smaller ancillary hooks or ladders in their design. Contact the office to discuss the options.

No. ETP-PTC10, ETP-PTC15, ETP-PTC17

Variable

MAT Aluminium, plywood, heavy-duty foam

KG Variable

Paint Matt black and Aluminium

NSN 0000-00-000-0000



Carbon Fibre Poles

The Carbon Fibre Pole is a telescopic pole designed to meet the demands of tactical operators needing to reach inaccessible areas, and is extremely versatile in its application. Due to their construction, Olympia Triumph's carbon fibre poles are extremely lightweight, compact and strong. The poles are ideal for dive teams, maritime interdiction operations, tactical urban entry units and Visit, Board, Search and Seizure (VBSS).

The Carbon Fibre Pole can be used from the water, RHIBs or on dry land, and can be used in conjunction with any Olympia Triumph hooks and ladders. The poles can also be adapted for covert surveillance or thermal imaging cameras, aeriels or the Compact Wind Sock.








The poles are made entirely from carbon fibre, with glass reinforced polyamide joints. The joint lever action is easy to use even when wearing wetsuit or regular gloves, and provides a secure lock between each section. The range of poles come assembled and consist of two to nine sections, with many possible variations.

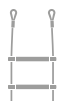
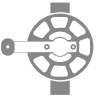


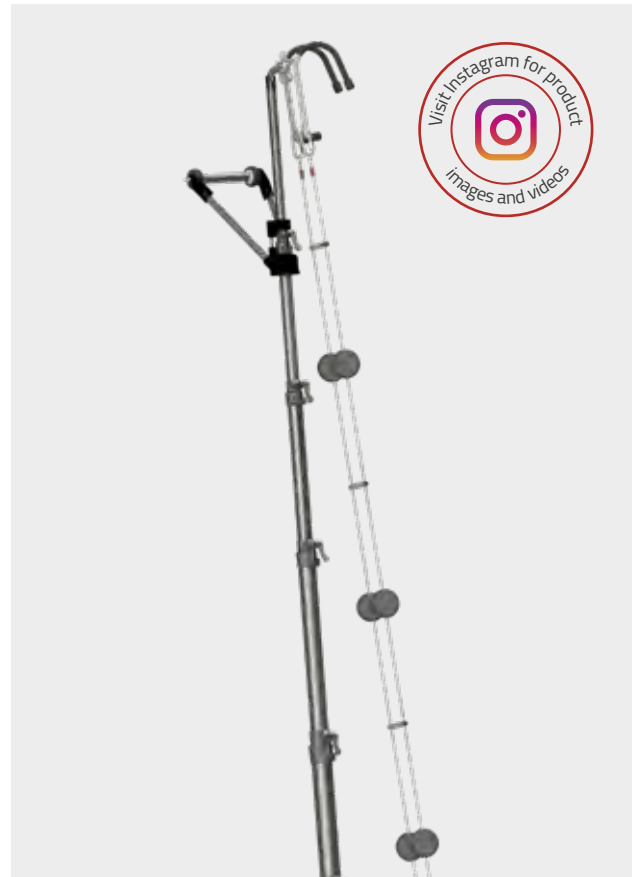

Carbon Fibre Telescopic Pole



Products available:

No.	CFP6/3	CFP5/6	CFP5/8	CFP3/9	CFP5/10	CFP5/12	CFP5/15
	6	5	5	3	5	5	5
	Carbon fibre	Carbon fibre	Carbon fibre	Carbon fibre	Carbon fibre	Carbon fibre	Carbon fibre
	2.20 kg (4.85 lbs)	3.00 kg (6.61 lbs)	4.00 kg (8.82 lbs)	3.40 kg (7.50 lbs)	5.00 kg (11.02 lbs)	6.00 kg (13.23 lbs)	7.50 kg (16.53 lbs)
	65 mm (2.55 in)	58 mm (2.28 in)	58 mm (2.28 in)	44 mm (1.73 in)	58 mm (2.28 in)	58 mm (2.28 in)	58 mm (2.28 in)
	0.80 m (2.62 ft)	1.50 m (4.92 ft)	1.90 m (6.23 ft)	3.20 m (10.50 ft)	2.30 m (7.55 ft)	2.70 m (8.86 ft)	3.30 m (10.83 ft)
	3.00 m (9.84 ft)	6.00 m (19.69 ft)	8.00 m (26.25 ft)	9.00 m (29.53 ft)	10.00 m (32.81 ft)	12.00 m (39.37 ft)	15.00 m (49.21 ft)
	5120-99-731-6325	8465-99-503-8981	8465-99-726-2087	2090-99-665-6413	8465-99-371-1688	8465-99-911-2231	8465-99-834-8230





CFP Magnetic Roller

The CFP Magnetic Pole Roller enables a combat diver to raise and lower the pole, hook and ladder up the side of a metal vessel with ease. The head weight of the pole is stabilised using magnets held inside the central housing. The rubber wheels prevent the magnets from making contact with the hull, which allows the user to freely raise and lower the pole in silence. The roller can be attached to the vessel underwater, and the user can then extend the pole sections underwater without revealing their presence. They will only need to break the surface to push the pole up the side of the vessel, delivering the grapnel hook and attachments to the target.

Once the hook has cleared the handrail, the pole is rotated 90° and lowered onto the target. The roller can be removed from the vessel in an emergency or to navigate an obstacle by using force or over-rotating the pole. The CFP Magnetic Pole Roller system can be retrofitted easily to the Olympia Triumph range of carbon poles. The system is supplied with all required tools and instructions to install on a pole.

No. CFP-MR1

MAT 260 x 250 x 280 mm (10.2 x 9.8 x 11 in)

MAT MJF polyamide, carbon fibre, 316 stainless steel

KEY Matt black

KG 0.75 kg (1.65 lbs)

NSN 5340-99-347-5760

New for 2023



CFP Dive Weight with Attachment Points

The Dive Weight fastens around the bottom section of the standard 5-section carbon pole. The weight allows the operator to quickly retract an extended pole underwater helping to conceal the operator's presence. This version of the weight also has attachment points to connect the pole to the operator during transit.

No. CFP-DW2

Dimensions: 82 x 120 x 50 mm (3.2 x 4.72 x 1.9 in)

MAT 316 stainless steel

Finish: Matt chemi-blackened

Weight: 1.05 kg (2.30 lbs)

NSN 4220-99-991-3217



CFP Tie Down Ring Bracket

The CFP Tie Down Ring Bracket is compatible with all 5-section carbon poles. It offers two attachment points to allow the top end of the carbon pole to attach to an operator or vessel whilst in transit to the target.

No. CFP-TDR

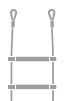
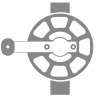
Dimensions: 104 x 40 x 98 mm (4.1 x 1.6 x 3.9 in)

MAT 316 stainless steel


Finish: Bead blasted matt finish

Weight: 300 g (10.58 oz)

NSN 5340-99-173-8588






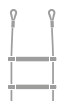
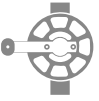
New for 2023



Carbon Fibre Pole - Pole Maintenance Kit

The CFP Pole Maintenance Kit provides everything an operator needs to maintain the pole within the boundaries of normal wear and tear. Issues with the tube sections, end stops or mushrooms will need to be returned to Olympia Triumph or an authorised dealer for service or replacement.

No.	CFP-PMK
	428 x 358 x 235 mm (16.8 x 14 x 9.2 in)
	Matt black
	4.30 kg (9.40 lbs)
NSN	0000-00-000-0000





Camouflage Support Pole

The Telescopic Camouflage Support Pole combines either Olympia Triumph's glass fibre or carbon fibre telescopic poles with a camouflage net spreader and a ground foot spike. This system enables the arrangement and support of camouflage netting to suit the user's requirements.

The Telescopic Camouflage Support Pole can reach up to a maximum of 9 metres. The pole is available either as a single section or in a telescopic format of up to six sections. The poles are constructed from glass fibre as standard, but carbon fibre can be used if required.


The pole length can be easily adjusted to the required height using the pole collar and locking lever. The pole locking lever indicates clearly when the collar is open and closed, and the collar is easy to tighten by hand. Once the collar has been locked closed it can take a maximum vertical load of 180 kg (396.83 lbs).

The ground foot spike allows the pole system to grip on a variety of terrains, ranging from concrete to soil and soft sand. The step-on spring helps to hoist the pole and tighten the net. The flexibility of the camouflage spreader enables the camouflage net to be shaped

suitably to blend in with the surrounding terrain without leaving sharp angles. A guy ring and tie down ropes are recommended as an optional extra if the pole system needs to be used in strong wind conditions.

The telescopic pole and support frame have been designed to be used in harsh conditions, so the system will tolerate sand and dust. The pole system can be maintained easily by cleaning with fresh water and leaving to air-dry. The pole system is available in two colours as standard - NATO Green and Sand. Other colours are available on request.

No. CFP-CSP

 70 mm x 24 mm (2.7 x 0.9 in)

MAT Glass fibre, nylon, steel

 NATO Green or Sand

KG 0.50 kg (1.10 lbs) + pole weight

NSN 6660-99-382-4871

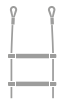


Compact Wind Sock

The Olympia Triumph Compact Wind Sock allows users to quickly set up a temporary landing zone for either CASEVAC or rapid extraction scenarios. Its compact size and low weight make the set up easy to stow and carry.



No.	CFP6/3-WS
	6
MAT	Carbon fibre, PU coated ripstop windsock
KG	3.00 kg (4.41 lbs)
	65 mm (2.55 in)
	0.80 m (2.62 ft)
	3.00 m (9.84 ft)
NSN	6660-99-382-4871

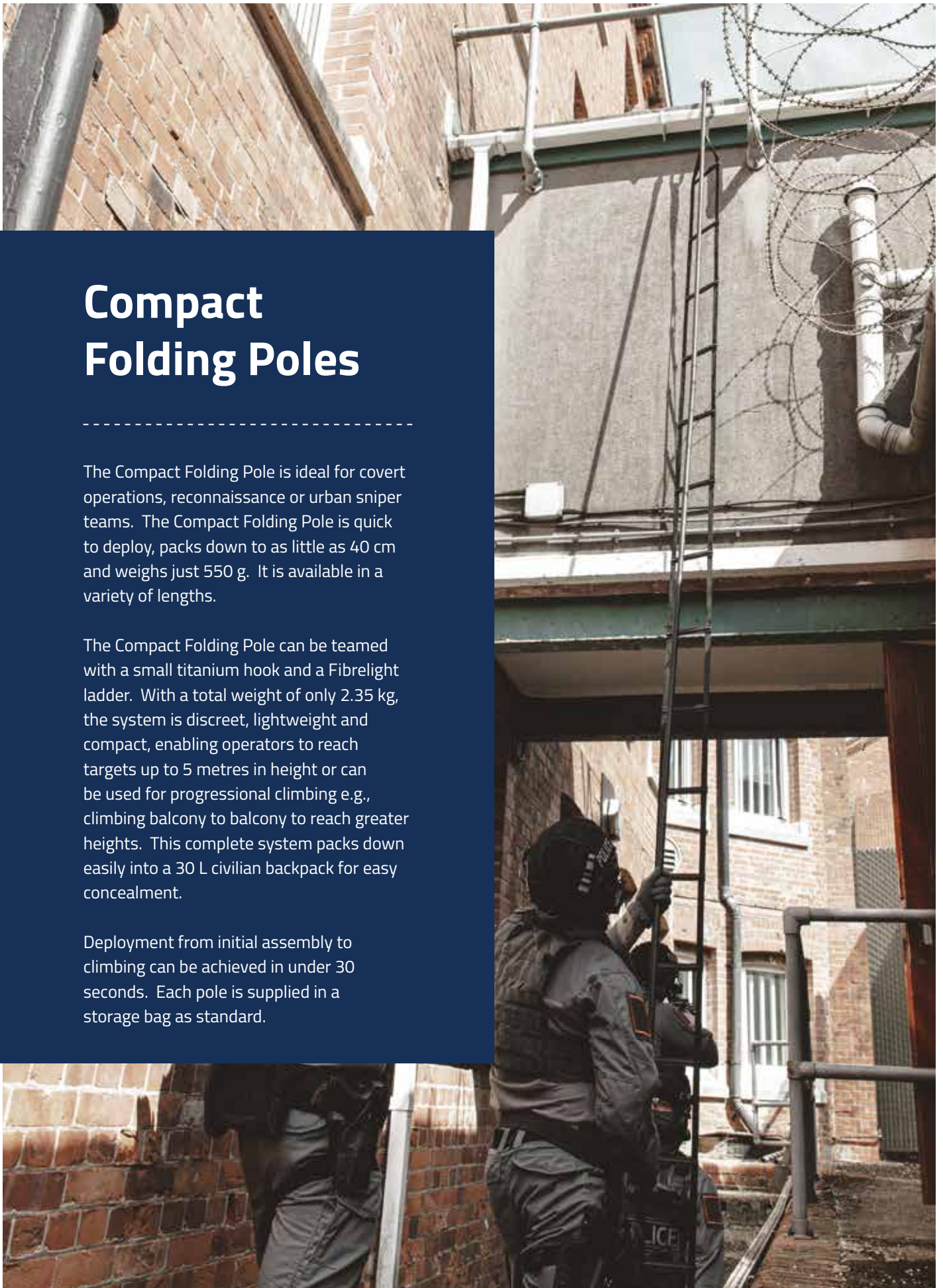


Compact Folding Poles

The Compact Folding Pole is ideal for covert operations, reconnaissance or urban sniper teams. The Compact Folding Pole is quick to deploy, packs down to as little as 40 cm and weighs just 550 g. It is available in a variety of lengths.

The Compact Folding Pole can be teamed with a small titanium hook and a Fibrelight ladder. With a total weight of only 2.35 kg, the system is discreet, lightweight and compact, enabling operators to reach targets up to 5 metres in height or can be used for progressional climbing e.g., climbing balcony to balcony to reach greater heights. This complete system packs down easily into a 30 L civilian backpack for easy concealment.

Deployment from initial assembly to climbing can be achieved in under 30 seconds. Each pole is supplied in a storage bag as standard.





Compact Folding Pole

Products available:

NO	AFP6/2.2	AFP8/3	AFP6/3.7	AFP8/5
	6	8	6	8
	0.55 kg (1.21 lbs)	0.69 kg (1.52 lbs)	1.00 kg (2.20 lbs)	1.30 kg (2.87 lbs)
	Aluminium	Aluminium	Aluminium	Aluminium
	0.40 m (1.30 ft)	0.40 m (1.30 ft)	0.65 m (2.13 ft)	0.65 m (2.13 ft)
	2.20 m (7.22 ft)	3.00 m (9.84 ft)	3.70 m (12.14 ft)	5.00 m (16.40 ft)
	200 mm (7.87 in)	230 mm (9 in)	200 mm (7.87 in)	230 mm (9 in)
	8465-99-355-6406	8465-99-505-2743	8465-99-840-6686	8465-99-498-9532



Hooks

Olympia Triumph's range of titanium hooks includes a range of sizes for every application. Regardless of the target, all hooks are compatible with the entire telescopic pole range. This means that most suitable size combinations can be assembled quickly and easily.

All hooks have suitable anchor points for attaching to any Olympia Triumph compact ladder. They are designed to allow the ladder to be attached by either one, two or three points, meaning that there is a hook suitable for any ladder system. Hooks with two ladder attachment points help prevent the ladder from spinning during an operation, enabling operators to climb quicker.

The matt black heavy duty shrink sleeve has sound deadening properties. This finish is standard on all Olympia Triumph hooks except for the P Hook range.





Hook Release Options

Our range of titanium grapnel hooks come with both a pivot and quick-release system as standard. These systems can be interchanged by inserting the R-clips in a different orientation.

The quick-release system allows the quick-release of the hook from the pole (once the target is initiated) by applying sufficient load onto the climbing ladder. This method is also ideal for underway operations as the hook is secured into the top of the pole using a spring clip. This avoids any risk of the hook bouncing out of the top of the pole due to high sea states.

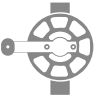
To set up the titanium hook for quick-release, the R-clips should be inserted upwards from the bottom of the hook as the image shows. The spring clip attaches the hook securely into the pole.

The R-clips are joined to the ladder by lanyards. Once sufficient load is applied to the ladder, the R-clips automatically release, allowing the hook to be released from the pole. Then the pole can be retracted.



To set up the titanium hook for pivot only, the R-clips should be inserted downwards (with the lanyards removed) from the top of the hook as the image shows. The system allows a greater ease of pole release over the older standard fixed hooks, by incorporating a pivot.

This setup is more suitable either when a more covert approach to the target is required or when working in a calmer environment e.g., low sea states.



Flat Hooks

The Flat Hook range has been CNC-machined from a solid 16 mm sheet of Grade 5 titanium, improving its strength-to-weight ratio. The hooks have been specifically designed to offer both arch and point loading. This design was a requirement from a number of units operating on structures without handrails or similar easy accessible structures.

The sharp point on the end of the hook has been specifically designed to dig into a number of materials commonly found in both urban and maritime environments. Where possible, hooks should always be arch loaded as this gives the highest break loads. If the operators approach a target and arch loading the hook is not possible, point loading will provide a viable alternative. When point loading it is important to keep pressure on the hook and ladder at all times.

The P Hooks comes in a variety of sizes, making the range suitable for many purposes, from covert operations to boarding vessels with large kick plates (see below for size comparison).



PXS Hook

No.	A3-930 PXS	
MAT	Titanium Grade 5	
	Bead blasted matt finish	
	65 mm (2.56 in)	
	0.46 kg (1.02 lbs)	
MBL	Arch: 4700 kg (10,362 lbs)	Point: 1707 kg (3763 lbs)
NSN	2040-99-428-5699	



PS Hook

No.	A3-930 PS	
MAT	Titanium Grade 5	
	Bead blasted matt finish	
	127 mm (5 in)	
	0.98 kg (2.16 lbs)	
MBL	Arch: 4800 kg (10,982 lbs)	Point: 640 kg (1412 lbs)
NSN	2040-99-768-7814	



PM Hook

No.	A3-930 PM	
MAT	Titanium Grade 5	
Icon	Bead blasted matt finish	
Icon	178 mm (7 in)	
Icon	1.11 kg (2.45 lbs)	
Icon	Arch: 3800 kg (8553 lbs)	Point: 530 kg (1168 lbs)
Icon	2040-99-996-7351	

PL Hook

No.	A3-930 PL	
MAT	Titanium Grade 5	
Icon	Bead blasted matt finish	
Icon	241 mm (9.5 in)	
Icon	1.23 kg (2.70 lbs)	
Icon	Arch: 2800 kg (6349 lbs)	Point: 390 kg (860 lbs)
Icon	4240-99-262-1932	



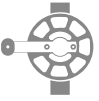


Flat Hook Neoprene Sleeves

Designed and manufactured from a hard-wearing 7 mm neoprene. These hook sleeves have the added benefit of sound deadening Olympia Triumph’s range of Titanium flat hooks. They have a full-length zip

giving ease of attachment and removal, along with Velcro closing tabs creating a safe and secure addition to the hook. The point end remains open allowing the hook still to be point loaded.

No.	A3-930PL-S	A3-930PM-S	A3-930PS-S	A3-930PXS-S
	Flexible - To fit PL Hook	Flexible - To fit PM Hook	Flexible - To fit PS Hook	Flexible - To fit PXS Hook
	Matt black	Matt black	Matt black	Matt black
	Heave-duty neoprene	Heave-duty neoprene	Heave-duty neoprene	Heave-duty neoprene
	300 g (0.66 lbs)	225 g (0.49 lbs)	200 g (0.44 lbs)	55 g (0.12 lbs)
	0000-00-000-0000	0000-00-000-0000	0000-00-000-0000	0000-00-000-0000








Single Hook Attachment

The more traditional hook shape provides quick and easy deployment of the hook. The variety of sizes provides solutions for all target sizes. The compact design saves on weight and can be used in conjunction with our Compact Folding Pole for a covert system.

(See below for size comparison)








A Hook

No.	A3-930 A
MAT	Titanium Grade 5
	Black shrink sleeve / bead blasted matt finish
	112 mm (4.41 in)
	0.35 kg (0.77 lbs)
	596 kg (1314 lbs)
	2040-99-667-5752



B Hook

No.	A3-930 B
MAT	Titanium Grade 5
	Black shrink sleeve / bead blasted matt finish
	100 mm (3.94 in)
	0.59 kg (1.30 lbs)
	1238 kg (2729 lbs)
	2040-99-813-1590



D Hook

No.	A3-930 D
MAT	Titanium Grade 5
🔑	Black shrink sleeve / bead blasted matt finish
📏	90 mm (3.54 in)
📊	0.63 kg (1.39 lbs)
📊	1193 kg (2630 lbs)
NSN	2040-99-400-0549



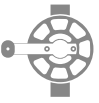
E Hook

No.	A3-930 E
MAT	Titanium Grade 5
🔑	Black shrink sleeve / bead blasted matt finish
📏	90 mm (3.54 in)
📊	0.64 kg (1.41 lbs)
📊	1193 kg (2630 lbs)
NSN	2040-99-969-6134



F Hook

No.	A3-930 F
MAT	Titanium Grade 5
🔑	Black shrink sleeve / bead blasted matt finish
📏	205 mm (8.07 in)
📊	1.05 kg (2.22 lbs)
📊	2017 kg (4447 lbs)
NSN	8465-99-742-9266



Double Hook Attachment




The double point attachment is designed to keep the ladder from spinning when being climbed. The hooks are bigger overall and provide more stability when in use due to the in-built stand-off feet.

The hook acts as a continuation of the ladder, providing a smoother and safer transition when reaching the top of the target.

(See below for size comparison)






BL Hook

No.	A3-930 BL
MAT	Titanium Grade 5
	Black shrink sleeve / bead blasted matt finish
	112 mm (4.41 in)
	0.84 kg (1.85 lbs)
MBL	1327 kg (2926 lbs)
NSN	1095-99-362-2022








L Hook

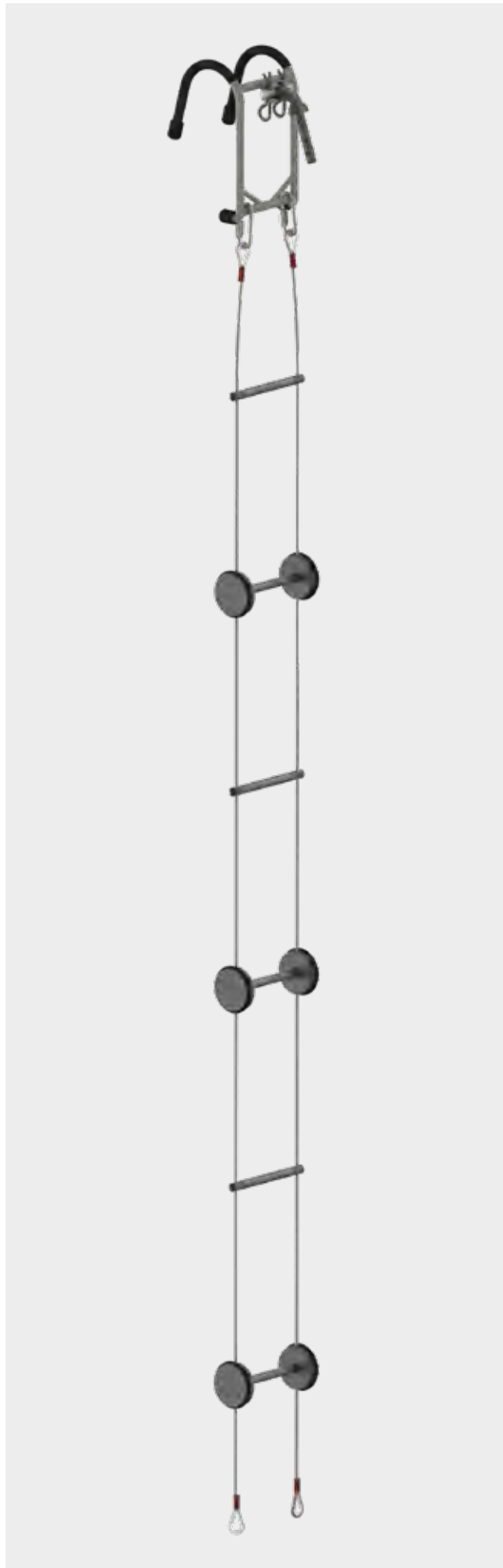
No.	A3-930 L
MAT	Titanium Grade 5
	Black shrink sleeve / bead blasted matt finish
	220 mm (8.66 in)
	1.20 kg (2.65 lbs)
MBL	2161 kg (4764 lbs)
NSN	5340-99-842-2605



FL Hook

The FL Hook is designed to only be used on handrails with a minimum width of 250 mm. If used on handrails with a smaller diameter than 250 mm there is the possibility of the hook cross-loading, therefore lowering the MBL, as well as an increased chance of rotating and slipping.

No.	A3-930 FL
MAT	Titanium Grade 5
	Black shrink sleeve / bead blasted matt finish
	350 mm (13.78 in)
	1.30 kg (2.87 lbs)
	1150 kg (2535 lbs)
	5340-99-740-5401






Triple Hook Attachment



NM Hook

The NM Hook is designed for use with the Fibrelight Double Ladder. This ladder allows for a faster, more natural climbing technique, improving team insertion time. The triple hook design also prevents the ladder from twisting while operators are climbing. The NM Hook can be used in conjunction with either the Electric Telescopic Pole or our range of carbon fibre poles.

No.	A3-930 NM
MAT	Titanium Grade 5
	Black shrink sleeve / bead blasted matt finish
	210 mm (8.27 in)
	1.75 kg (3.87 lbs)
MBL	3293 kg (7260 lbs)
NSN	2040-99-269-4560



NL Hook

The NL Hook has been designed for use with the Fibrelight Net Ladder. This ladder allows multiple climbers to scale the target, improving team insertion time.

No.	A3-930 NL
MAT	Titanium Grade 5
	Black shrink sleeve / bead blasted matt finish
	210 mm (8.27 in)
	1.95 kg (4.30 lbs)
MBL	3131 kg (6903 lbs)
NSN	2040-99-219-9952




Flexible Ladders

Olympia Triumph's Compact Wire Ladders and Wide Rung Wire Ladders are the most rugged and hard-wearing flexible ladders in the range. Manufactured from stainless steel and aircraft grade aluminium, the ladders perform excellently in maritime environments.

Black anodised knurled rungs provide grip even in the wettest conditions. Each wire is terminated around a stainless steel thimble, and the top wire terminations are long enough to allow both ends to be attached to a single connector. It is possible to use a wire ladder connector set to join two ladders together while maintaining the same rung spacing.

Our Fibrelight ladders offer a lightweight non-metal alternative to our wire ladders. Constructed from carbon fibre rungs and polyester webbing, these ladders are versatile, light and compact.

All Olympia Triumph ladders come in standard given lengths. However, bespoke solutions are available upon request.



Compact Wire Ladder



Products available:

No.	CWL.05	CWL.10	CWL.15	CWL.20
	5 m x 155 mm (16.4 ft x 6.1 in)	10 m x 155 mm (32.8 ft x 6.1 in)	15 m x 155 mm (49.2 ft x 6.1 in)	20 m x 155 mm (65.6 ft x 6.1 in)
	Stainless steel, aluminium	Stainless steel, aluminium	Stainless steel, aluminium	Stainless steel, aluminium
	Black anodised knurled rungs	Black anodised knurled rungs	Black anodised knurled rungs	Black anodised knurled rungs
	1.41 kg (3.11 lbs)	2.81 kg (6.19 lbs)	4.22 kg (9.30 lbs)	5.62 kg (12.39 lbs)
	130 mm (5.12 in)	130 mm (5.12 in)	130 mm (5.12 in)	130 mm (5.12 in)
	300 mm (11.81 in)	300 mm (11.81 in)	300 mm (11.81 in)	300 mm (11.81 in)
	Rung: 581 kg (1281 lbs) Rung Side: 698 kg (1539 lbs) Ladder: 2013 kg (4438 lbs)	Rung: 581 kg (1281 lbs) Rung Side: 698 kg (1539 lbs) Ladder: 2013 kg (4438 lbs)	Rung: 581 kg (1281 lbs) Rung Side: 698 kg (1539 lbs) Ladder: 2013 kg (4438 lbs)	Rung: 581 kg (1281 lbs) Rung Side: 698 kg (1539 lbs) Ladder: 2013 kg (4438 lbs)
	2090-99-482-4076	2090-99-331-2301	2090-99-751-8649	2090-99-555-8917



CWL Accessories



CWL FiFi Hook




In the past, operators have used traditional mountaineering FiFi hooks or carabiners to attach themselves quickly to a wire ladder when resting mid-climb. Due to the narrow profile of these items, this has led to excess force being placed on the rungs, causing rung failures.

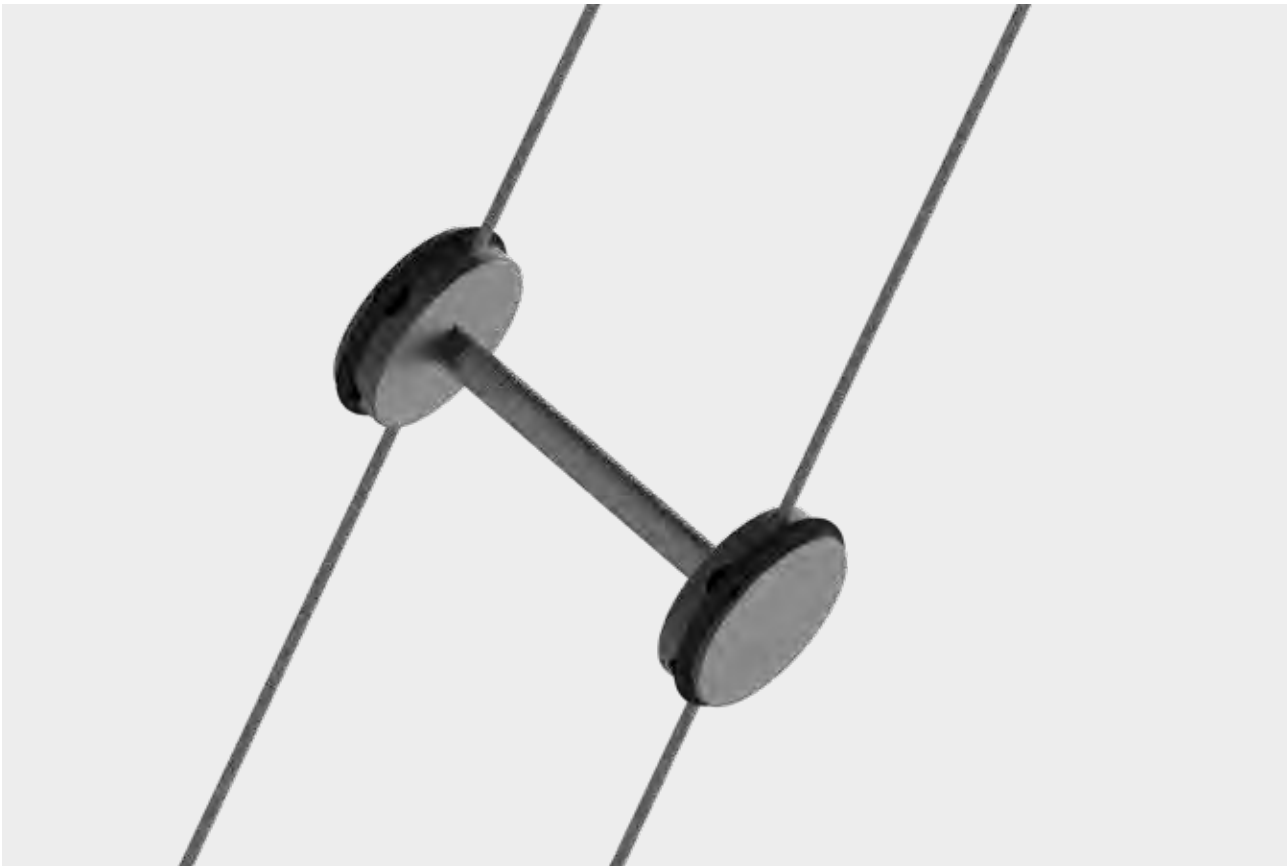
Olympia Triumph's FiFi Hook has a wide surface area in contact with the rung, spreading the operator's body weight and limiting impact on the rung. Each FiFi Hook is individually serial numbered for traceability.

The FiFi Hook has two holes: The larger, bottom hole is for attaching the FiFi to a harness via a carabiner and quick draw, and the smaller, upper hole allows the user to add their own customised bungee retrieval line for quick location of the FiFi and easy placement on the rung. As the operator resumes climbing, the hook will automatically release from the ladder.



The FiFi Hook is compatible with both the Compact Wire Ladder and Fibrelight Ladder ranges.

No.	CWL-FiFi
	79 x 46 x 46 mm (3.1 x 1.8 x 1.8 in)
MAT	6082 T6 aluminium
	Matt black anodised
	66 g (0.15 lbs)
MBL	1008 kg (2222 lbs)
NSN	5340-99-376-4257

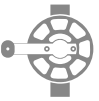


CWL Stand Off Discs

These Stand Off Discs keep ladder rungs accessible when used against a flat surface. The discs prevent operators from trapping their hands during climbing, enabling them to progress easily up to the top of the ladder, which is often the most critical part of the climb.

The discs are machined from Glass Fibre Reinforced Plastic (GFRP) for strength and durability, and feature a nitrile O-ring for impact protection and sound deadening. The Stand Off Discs fit to any rung on our Compact Wire Ladders, and can be installed on purchase or retrofitted.

No.	CWL-SOD
	72.5 x 18 mm (2.85 x 0.71 in)
MAT	Glass Fibre Reinforced Polymer (GFRP)
	Matt black
KG	85 g (0.19 lbs) - each
NSN	2090-99-306-0091





CWL Reel with Folding Handles

The Compact Wire Ladder Reel is designed to be held by an operator during deployment of the telescopic pole. The reel allows the ladder to pay out easily and respool quickly and efficiently. The folding handles keep the overall dimensions to a minimum when not in use.

The ladder end termination is attached to the reel, so if the full ladder length is deployed the reel will stay connected. The holes on the reel allow for a carabiner to secure the ladder to the reel when not in use. The reel keeps the wire ladder organised and tidy during storage and transport.

No. CWL-CLR

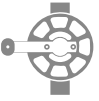
Dim. 400 x 300 x 300 mm (15.8 x 11.8 x 11.8 in)

MAT PA66 GF30, stainless steel

Color Black

WG 2.95 kg (6.50 lbs)

NSN 2040-99-980-9676



Tactical Wire Ladder Cutters

The Felco CDO Wire Cutters enable an operator to cut easily through any Olympia Triumph wire ladder in an emergency. If an operator becomes entangled in the wire ladder and is left suspended during a climb without being able to release themselves, a second operator will need to intervene. This scenario is potentially life-threatening if the climber is under the waterline.

These one-handed cutters have been specially designed for wire. The cutting head has a notch that allows the wire to be caught and positioned into the bottom of the cutting profile for a clean cut. This enables an operator to quickly position the cable into the cutters regardless of conditions.

These cutters are supplied with a Kevlar Tactical Lanyard attached.

No.	CWL-CDO
	Lanyard stretched length 1200 mm (47.2 in)
MAT	Hardened steel, plastic coating
	Black
KG	0.40 kg (0.89 lbs)
	5 mm (0.20 in) wire cable
MBL	100.00 kg (220.46 lbs)
NSN	5110-99-167-6117





CWL Large Grip Rung

The Large Grip Rung can be retrofitted to the top rung of any CWL. This will provide the operator with enhanced grip and control while transitioning onto target or conducting pistol drills.

No.	CWL-LGR
	190 x 45 x 25 mm (7.48 x 1.77 x 0.98 in)
MAT	MJF polymer
	Matt black
KG	150 g (0.33 lbs)
NSN	0000-00-000-0000



CWL Ladder Joining Carabiner

The Compact Wire Ladder Joining Carabiner allows two ladders to be joined together or to a hook allowing a quick and secure method without the need for tools.

No.	CWL-LJC
	111 mm (4.37 in)
MAT	Aluminium
	Matt black
KG	75g (2.66 oz) - each
NSN	0000-00-000-0000

CWL Ladder Joining Kit

The Compact Wire Ladder Joining Kit allows two ladders to be joined together, maintaining correct rung spacing across the length of the ladder.

No.	CWL-LJK
	57 mm (2.24 in)
MAT	Stainless steel
	Polished
KG	35g (1.24 oz) - each
NSN	0000-00-000-0000



Joining sets also work with FLS ladders. If you require ladder joining sets for Fibrelight Double Ladders use part numbers FLD-LJK or FLD-LJC.

Wide Rung Wire Ladder




The Wide Rung Wire Ladder (WWL) is only to be used up to a height of 10 metres if deploying with a pole due to excessive weight. The WWL can be used as a pilot ladder if lowered from a fixed anchoring point.

Products available:

No.	WWL.05	WWL.10	WWL.15
	5 m x 270 mm (16.4 ft x 10.6 in)	10 m x 270 mm (32.8 ft x 10.6 in)	15 m x 270 mm (49.2 ft x 10.6 in)
	Stainless steel, aluminium	Stainless steel, aluminium	Stainless steel, aluminium
	Black anodised knurled rungs	Black anodised knurled rungs	Black anodised knurled rungs
	2.70 kg (5.95 lbs)	5.50 kg (12.13 lbs)	8.20 kg (18.08 lbs)
	300 mm (11.81 in)	300 mm (11.81 in)	300 mm (11.81 in)
	250 mm (9.84 in)	250 mm (9.84 in)	250 mm (9.84 in)
	Rung: 500 kg (1102 lbs) Rung Side: 800 kg (1764 lbs) Ladder: 2013 kg (4438 lbs)	Rung: 500 kg (1102 lbs) Rung Side: 800 kg (1764 lbs) Ladder: 2013 kg (4438 lbs)	Rung: 500 kg (1102 lbs) Rung Side: 800 kg (1764 lbs) Ladder: 2013 kg (4438 lbs)
	2090-99-115-7458	2090-99-217-1781	2090-99-751-8651





WWL Accessories



WWL Stand Off Discs

These Stand Off Discs keep ladder rungs accessible when used against a flat surface. The discs prevent operators from trapping their hands during climbing, enabling them to progress easily up to the top of the ladder, which is often the most critical part of the climb.

The disks are machined from Glass Fibre Reinforced Plastic (GFRP) for strength and durability, and feature a nitrile O-ring for impact protection and sound deadening. The Stand Off Discs fit to any rung on our Wide Rung Wire Ladders and can be installed on purchase or retrofitted.

No.	WWL-SOD
	92 mm x 20 mm (3.62 in x 0.79 in)
MAT	Glass Fibre Reinforced Polymer (GFRP)
	Matt black
KG	115 g (0.25 lbs) - each disc
NSN	2090-99-995-3407

Fibreight Single Ladder



The Fibreight Single Ladders are the most compact and lightweight ladders in the range, making this the obvious choice when space and weight are at a premium.

All Fibreight ladders come in standard lengths, but bespoke solutions are available on request.

FLS ladders have a single attachment point at the top of the ladder and a double attachment at the bottom. This provides a suitable attachment for our double attachment hooks.

Products available:

No.	FLS.05	FLS.10	FLS.15	FLS.20
	5 m x 200 mm (16.4 ft x 7.87 in)	10 m x 200 mm (32.8 ft x 7.87 in)	15 m x 200 mm (49.2 ft x 7.87 in)	20 m x 200 mm (65.6 ft x 7.87 in)
	Carbon fibre, polyester webbing	Carbon fibre, polyester webbing	Carbon fibre, polyester webbing	Carbon fibre, polyester webbing
	0.70 kg (1.54 lbs)	1.40 kg (3.09 lbs)	2.10 kg (4.63 lbs)	2.80 kg (6.17 lbs)
	300 mm (11.81 in)	300 mm (11.81 in)	300 mm (11.81 in)	300 mm (11.81 in)
	150 mm (5.9 in)	150 mm (5.9 in)	150 mm (5.9 in)	150 mm (5.9 in)
	Rung: 340 kg (750 lbs) Top Loop: 1150 kg (2535 lbs)	Rung: 340 kg (750 lbs) Top Loop: 1150 kg (2535 lbs)	Rung: 340 kg (750 lbs) Top Loop: 1150 kg (2535 lbs)	Rung: 340 kg (750 lbs) Top Loop: 1150 kg (2535 lbs)
	2090-99-595-1177	2090-99-182-3852	2090-99-366-6626	2090-99-602-8030



Fibreight Double Ladder



The Fibreight Double Ladder has all the advantages of the Fibreight Single, with the added benefit of enabling a faster, more natural climbing technique.


FLD ladders have a single attachment at the top of the ladder and a triple attachment at the bottom. The ladder is designed to work in conjunction with the NM Hook.

All Fibreight ladders come in standard lengths, but bespoke solutions are available on request.

Products available:

No.	FLD.05	FLD.10	FLD.15	FLD.20
	5 m x 390 mm (16.4 ft x 15.35 in)	10 m x 390 mm (32.8 ft x 15.35 in)	15 m x 390 mm (49.2 ft x 15.35 in)	20 m x 390 mm (65.6 ft x 15.35 in)
	Carbon fibre, polyester webbing	Carbon fibre, polyester webbing	Carbon fibre, polyester webbing	Carbon fibre, polyester webbing
	1.70 kg (3.75 lbs)	3.40 kg (7.50 lbs)	5.10 kg (11.24 lbs)	6.80 kg (14.99 lbs)
	300 mm (11.81 in)	300 mm (11.81 in)	300 mm (11.81 in)	300 mm (11.81 in)
	150 mm (5.9 in)	150 mm (5.9 in)	150 mm (5.9 in)	150 mm (5.9 in)
	Rung: 620 kg (1367 lbs) Top Loop: 1770 kg (3902 lbs)	Rung: 620 kg (1367 lbs) Top Loop: 1770 kg (3902 lbs)	Rung: 620 kg (1367 lbs) Top Loop: 1770 kg (3902 lbs)	Rung: 620 kg (1367 lbs) Top Loop: 1770 kg (3902 lbs)
	2090-99-170-5972	2090-99-366-6628	2090-99-751-8653	2090-99-250-3495

Fibreight Net Ladder



The Fibreight Net allows multiple climbers to scale a target, improving team insertion time. The Fibreight Net can either be raised by a hook and pole or can be secured with three straps and then lowered down by an operative already onboard the target.

All Fibreight Net Ladders come in standard lengths, but bespoke solutions are available on request.

All Fibreight Net Ladders are supplied with a Net Ladder Deployment Bag as standard (part number FLN-LDB).

Products available:

No.	FLN.05	FLN.10
	5 m x 1.15 m (16.4 x 3.77 ft)	10 m x 1.15 m (32.8 ft x 3.77 ft)
	Carbon fibre, polyester webbing	Carbon fibre, polyester webbing
	3.75 kg (8.27 lbs)	7.50 kg (16.53 lbs)
	300 mm (11.81 in)	300 mm (11.81 in)
	150 mm (5.9 in)	150 mm (5.9 in)
	Rung: 710 kg (1565 lbs) Top Loop: 2120 kg (4674 lbs)	Rung: 710 kg (1565 lbs) Top Loop: 2120 kg (4674 lbs)
	2090-99-591-5275	2090-99-160-5060



Fibreight Ladder Accessories




Fibreight Stand Off Discs

These Stand Off Discs keep ladder rungs accessible when used against a flat surface. The discs prevent operators from trapping their hands during climbing, enabling them to progress easily up to the top of the ladder, which is often the most critical part of the climb.

The discs are made from polyester webbing with a dense foam core, providing great impact protection and sound deadening. These Stand Off Discs can be fitted to any rung of any Fibreight ladder, and can be sewn into the ladder when purchased or retrofitted using the Velcro closure.

No. FLL-SOD

 230 x 66 x 75.0 mm (9.06 x 2.60 x 2.95 in)

MAT Heavy-duty foam, polyester webbing

 65 g (0.14 lbs) - each

NSN 0000-00-000-0000



Fibrelight Single Deployment Bag

The Fibrelight Single Deployment Bag provides a great solution for securing, organising and deploying the Fibrelight Single Ladder (attached to telescopic pole) when approaching a target.

The bag design allows for easy use underwater. The bag is constructed from TPU coated Cordura which doesn't absorb water. The integrated mesh sides and bottom allow for easy drainage of water and less drag when used for dive operations. The large side-release buckle secures the lid of the bag closed when in transit.

Two webbing loops at the bottom of the bag are supplied with XSRE Mini 4kN Carabiners, this allows the ladder terminations to be attached to the bag, keeping the system together. The bag is attached to any Olympia Triumph telescopic pole via three Velcro straps. This easy attachment system, allows the bag to store and transport the ladder when not in use.



No.	FLS-LDB
	140 x 30 x 48 cm (55.1 x 11.8 x 18.9 in)
MAT	Matt black
KG	0.74 kg (1.64 lbs)
NSN	0000-00-000-0000



Rigid Boarding Ladder

The Rigid Boarding Ladders are ideal for boarding low-sided craft or for urban access teams on balconies or parapet walls. Once the ladder has been hooked over the target, quick deployment is achieved easily as the rigid ladder can be climbed quickly.

In a maritime environment, the ladder is designed to hook over a ship's handrails or outer kick plates, and provides a rigid access ladder onto the target. The ladder is buoyant, aiding easy recovery if dropped overboard.

Both the 1.5 metre and 2.5 metre RBL have a pole attachment bracket for delivery to higher targets using the Olympia Triumph telescopic pole range. Order the pole delivery pin accessory (part number RBL-PDP) to use this feature.

The Single RBLs can be supplied with a storage bag (part numbers RBL-1.5B, RBL-2.5B, RBL-3.5B, RBL-4.5B). The bags are a great way to transport and store the ladders before and after operations. The dual zips provide easy access to the ladder when needed. The position of the two carry handles provides a balanced carrying solution for a single operator.





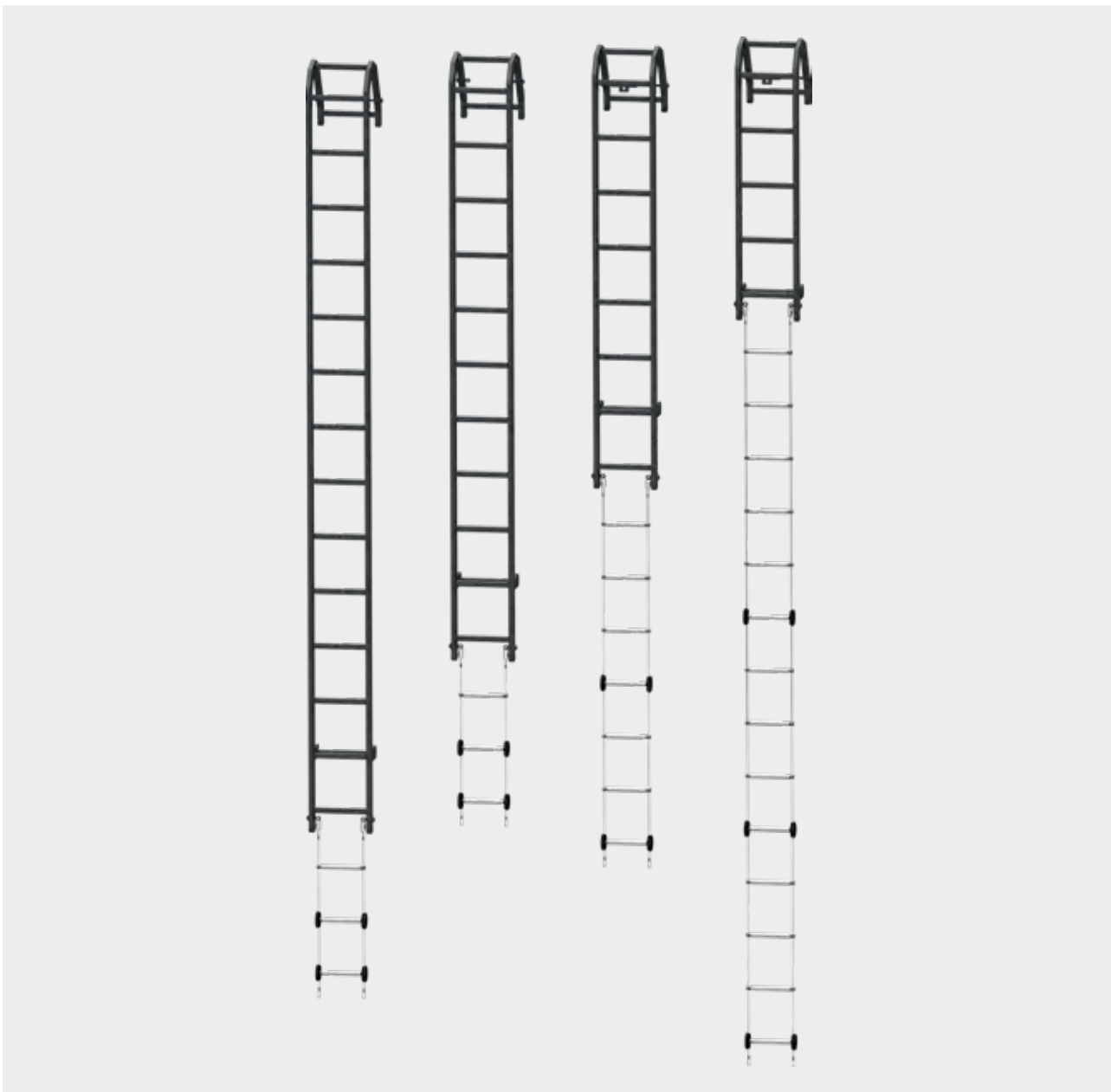
RBL Single

Both the 1.5 metre and 2.5 metre RBL singles can be deployed using either a Olympia Triumph Telescopic Pole or a Carbon Fibre Telescopic Pole. This provides a more versatile solution by allowing the RBLs to be used at greater heights than the fixed lengths would allow.

Both the 1.5 and 2.5 RBL come with the bracket attached. The Pole Delivery PIN (PDP) needs to be purchased separately in order to use this feature (see RBL Accessories). The PDPs allow the RBLs to interface with the Olympia Triumph range of poles in the same way as the titanium hook range.

Below: RBL interfacing with a Telescopic Pole.





Products available:

No.	RBL1.5	RBL2.5	RBL3.5	RBL4.5
	1.5 m x 35 cm x 46 cm (59 x 13.7 x 18.1 in)	2.5 m x 35 cm x 46 cm (98 x 13.7 x 18.1 in)	3.5 m x 35 cm x 46 cm (137 x 13.7 x 18.1 in)	4.5 m x 35 cm x 46 cm (177 x 13.7 x 18.1 in)
	Aluminium	Aluminium	Aluminium	Aluminium
	Matt black powder coat	Matt black powder coat	Matt black powder coat	Matt black powder coat
	4.50 kg (9.92 lbs)	6.50 kg (14.33 lbs)	8.50 kg (18.74 lbs)	10.50 kg (23.15 lbs)
	320 mm (12.5 in)	320 mm (12.5 in)	320 mm (12.5 in)	320 mm (12.5 in)
	300 mm (11.81 in)	300 mm (11.81 in)	300 mm (11.81 in)	300 mm (11.81 in)
	Rung: 450 kg (992 lbs) Arch: 1390 kg (3064 lbs) Eye Bolt: 1210 kg (2668 lbs)	Rung: 450 kg (992 lbs) Arch: 1390 kg (3064 lbs) Eye Bolt: 1210 kg (2668 lbs)	Rung: 450 kg (992 lbs) Arch: 1390 kg (3064 lbs) Eye Bolt: 1210 kg (2668 lbs)	Rung: 450 kg (992 lbs) Arch: 1390 kg (3064 lbs) Eye Bolt: 1210 kg (2668 lbs)
	2090-99-396-2385	2090-99-726-7741	2090-99-152-8260	0000-00-000-0000


RBL Double

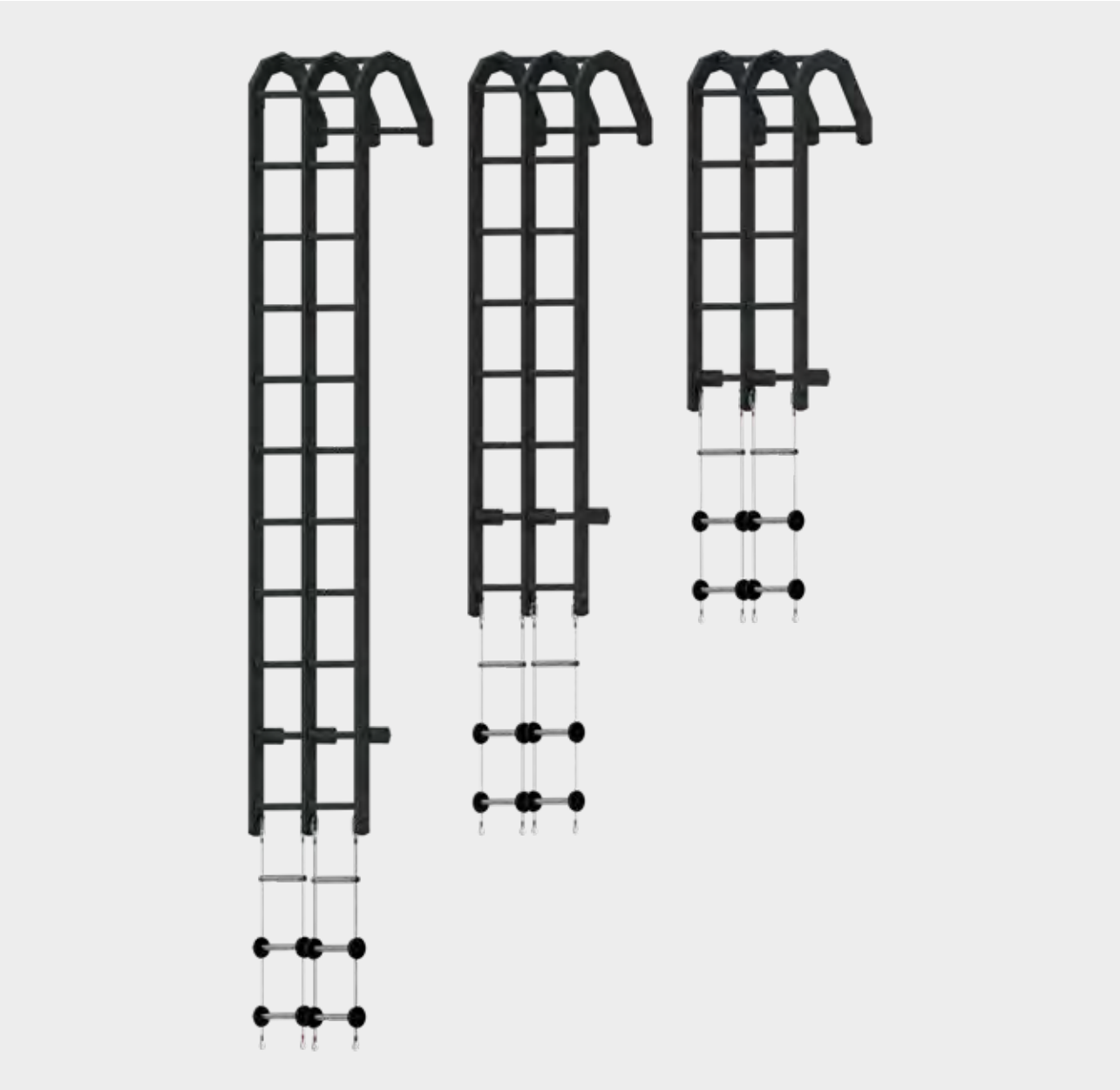
Olympia Triumph was asked to develop the Rigid Boarding Ladder into a double version to enable boarding teams to deploy quicker. The Rigid Boarding Ladder has retained all original features but is now also available in a double-width version.

The double is as flexible in its applications as the single, with the added benefit of improving team insertion time.



All of Olympia Triumph's range of Rigid Boarding Ladders float (in both fresh and salt water) if dropped overboard.



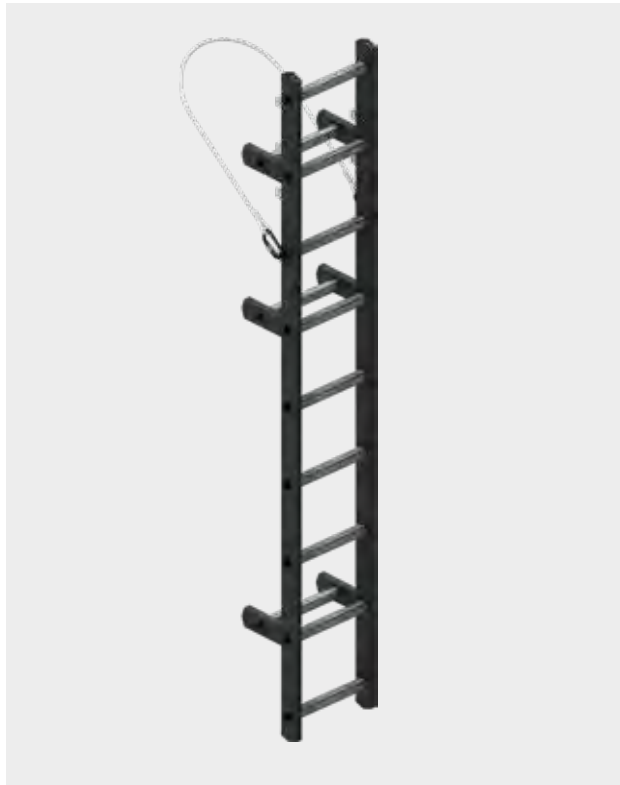


Products available:

No.	RBLD1.5	RBLD2.5	RBLD3.5
	1.5 m x 68 cm x 46 cm (59 x 26.5 x 18.1 in)	2.5 m x 68 cm x 46 cm (98 x 26.5 x 18.1 in)	3.5 m x 68 cm x 46 cm (137 x 26.5 x 18.1 in)
	Aluminium	Aluminium	Aluminium
	Matt black powder coat	Matt black powder coat	Matt black powder coat
	8.00 kg (17.64 lbs)	11.00 kg (24.25 lbs)	14.00 kg (30.86 lbs)
	320 mm (12.5 in)	320 mm (12.5 in)	320 mm (12.5 in)
	300 mm (11.81 in)	300 mm (11.81 in)	300 mm (11.81 in)
	Rung: 450 kg (992 lbs) Arch: 1390 kg (3064 lbs) Eye Bolt: 1210 kg (2668 lbs)	Rung: 450 kg (992 lbs) Arch: 1390 kg (3064 lbs) Eye Bolt: 1210 kg (2668 lbs)	Rung: 450 kg (992 lbs) Arch: 1390 kg (3064 lbs) Eye Bolt: 1210 kg (2668 lbs)
	0000-00-000-0000	2090-99-411-5923	0000-00-000-0000







RBL Wire Lanyard




This ladder has been developed for boarding low-sided ships with bollards. This development of Olympia Triumph's popular Rigid Boarding Ladder is for quick deployment onto a vessel without a handrail.

The ladder has a height-adjustable quick-release stainless steel cable, which can be positioned at different points on the ladder depending on the target height. Once the cable is hooked over a bollard, it provides a rigid anchor point on the target.

No.	RBLWL
	2.4 m x 25 cm x 35 cm (7.8 ft x 9.8 in x 13.7 in)
MAT	Aluminium
	Matt black powder coat
	6.50 kg (14.33 lbs)
	280 mm (11.02 in)
MBL	Rung: 450 kg (992 lbs)
NSN	2090-99-727-2726

RBL Accessories



See image on page 59

RBL Flexible Extension

The Flexible Extension provides additional length to the Rigid Boarding Ladders. It can also help to prevent damage to the RHIB and the RBL if they make contact in rough sea states. The extensions are supplied with the recommended number of Stand Off Discs and two carabiners for attaching to the RBL.

Breakaway connectors can also be used to prevent damage to the RBL if a component of the RHIB inadvertently catches the extension ladder. The Flexible Extension comes in 1 metre, 2 metre and 4 metre lengths. They are easy to attach and detach according to mission requirements.

Products available:

No.	RBL-FE1	RBL-FE2	RBL-FE4
	1 m x 27 cm (3.2 ft x 18.1 in)	2 m x 27 cm (6.4 ft x 18.1 in)	4 m x 27 cm (13.1 ft x 18.1 in)
	Stainless steel, aluminium	Stainless steel, aluminium	Stainless steel, aluminium
	Black anodised knurled rungs	Black anodised knurled rungs	Black anodised knurled rungs
	1.36 kg (2.99 lbs)	2.01 kg (4.43 lbs)	3.50 kg (7.72 lbs)
	300 mm (11.81 in)	300 mm (11.81 in)	300 mm (11.81 in)
	250 mm (9.84 in)	250 mm (9.84 in)	250 mm (9.84 in)
	Rung: 500 kg (1102 lbs) Rung side: 800 kg (1764 lbs) Ladder: 2013 kg (4438 lbs)	Rung: 500 kg (1102 lbs) Rung side: 800 kg (1764 lbs) Ladder: 2013 kg (4438 lbs)	Rung: 500 kg (1102 lbs) Rung side: 800 kg (1764 lbs) Ladder: 2013 kg (4438 lbs)
	2090-99-958-6768	2090-99-168-0942	2090-99-670-6940





Pole Delivery Pin for RBL 1.5 and 2.5

Required to deliver a RBL1.5 and 2.5 using a Pole.
Can be fitted when ordered or retrofitted.

No.	RBL-PDP
	130 x 40 x 50 mm (5.1 x 1.5 x 1.9 in)
	0.12 kg (0.28 lbs)
MBL	NA
NSN	0000-00-000-0000



Replacement Top Attachment Lanyard with Connectors 1 metre

All RBL Ladders come with the top attachment lanyard included. This product is a replacement for lanyards damaged / lost in use.

No.	RBL-LAN
	1.00 m (3.28 in)
	0.29 kg (0.64 lbs)
MBL	2500 kg (5512 lbs)
NSN	0000-00-000-0000



RBL Bags

The RBL Bags provide an easy and convenient option for storage and transportation of the RBL. The dual-sided zip provides quick access to the ladders. The flexible bag can then be packed away for ease of storage. Durable rubber feet and tough polyester material offer a hard-wearing finish. The bags are available in four sizes to fit the four ladder options.

No.	RBL1.5-B, RBL2.5-B, RBL3.5-B, RBL4.5-B
	To fit range of RBLs
MAT	Heavy-duty polyester, rubber
	Variable depending on size
	2500 kg (5512 lbs)
NSN	0000-00-000-0000



Carabiners for Attaching the RBL Extension x 2

All Flexible Extensions come with the carabiners included. This is a replacement for carabiners damaged / lost in use.

No.	RBL-CON
	111 mm (4.29 in)
	75 g (2.66 oz)
	2549 kg (5620 lbs)
	0000-00-000-0000



Polyamide Breakaway Connectors for Attaching the RBL Extension x 2

No.	RBL-BAC
	89.0 mm (3.50 in)
	20 g (0.71 oz)
	150.0 kg (331.0 lbs)
	0000-00-000-0000



SS Size 6 Maillon, Rapides for Attaching the RBL Extension x 2

No.	RBL-MRC
	57 mm (2.24 in)
	35 g (1.23 oz)
	3250 kg (7165 lbs)
	0000-00-000-0000



Set of 6 Replacement Rubber Feet with Screws for RBL Ladder

No.	RBL-RRF
	To fit RBL's
	0.24 kg (0.53 lbs)
	NA
	0000-00-000-0000



Armadillo Carbon Ladders

Olympia Triumph is the exclusive European distributor for the Armadillo Carbon Ladder range, manufactured by Armadillo Tactical Gear in the USA.

This carbon fibre ladder range provides a high-strength ladder system at a fraction of the weight of traditional aluminium ladder systems. The sectional ladder system can be assembled in a matter of seconds using the inbuilt male and female connections secured with Velcro tabs.

This lightweight, tactical ladder is designed to be as compact and light as possible, reducing interference with the operator's standard kit.












- The basic set comes in 5 sections, each weighing under 1.33 kg (2.5 lbs).
- When combined, the sections form a 3.70 m (12 ft) long ladder weighing 5.44 kg (12 lbs).

The sections come in three lengths and three different widths: narrow, standard and wide rung. The ladder assembles and disassembles quickly and quietly, and has the ability to be separated into smaller sections, making storage and transport easy and effective. The textured rungs improve grip and increase the range of conditions it can be used in.





Products available:

No.	CFL 5/2.75NR	CFL 5/3.7	CFL 5/3.7WR	CFL 3/3.65WR	CFL 1/2.44WR
	The narrowest ladder system in the range is specifically designed for special forces and other tactical teams, where minimal size and weight are absolute necessities.	The standard rung carbon fibre ladder is an all-purpose, lightweight ladder for scaling walls and other vertical obstacles.	The wide rung carbon fibre ladder is an all-purpose lightweight ladder for scaling walls and other vertical obstacles. It is extremely light, yet offers room to place both feet side-by-side on a single rung.	This three-segment tactical ladder is a good option for those who do not require the shorter, more compact sectional length, but still need the same overall ladder length.	This one-piece ladder is a great option for those who do not require a segmented design, but need the weight and strength of a carbon fibre ladder.
	2.75 m x 20 cm x 55 mm (9 ft x 8 in x 2 in)	3.7 m x 25 cm x 55 mm (12 ft x 10 in x 2 in)	3.7 m x 36 cm x 55 mm (12 ft x 14.25 in x 2 in)	3.65 m x 36.5 cm x 55 mm (12 ft x 14.4 in x 2 in)	2.44 m x 35.5 cm x 55 mm (8 ft x 14 in x 2 in)
	Carbon fibre	Carbon fibre	Carbon fibre	Carbon fibre	Carbon fibre
	Olive	Olive	Olive	Olive	Olive
	4.30 kg (9.5 lbs)	5.35 kg (11.8 lbs)	5.44 kg (12 lbs)	4.90 kg (10.8 lbs)	2.72 kg (6 lbs)
	5	5	5	3	1
	66 cm (26.3 in)	86 cm (33.9 in)	86 cm (33.9 in)	1.35 m (53.1 in)	2.44 m (96.1 in)
	28 cm (10.9 in)	37 cm (14.5 in)	37 cm (14.5 in)	30 cm (12.0 in)	37 cm (14.5 in)
	15 cm (6.0 in)	20 cm (8.0 in)	30 cm (12.0 in)	30 cm (12.0 in)	30 cm (12.0 in)
	640 kg (1400 lbs) Horizontal Bridge MBL: 275 kg (600 lbs)	640 kg (1400 lbs) Horizontal Bridge MBL: 275 kg (600 lbs)	640 kg (1400 lbs) Horizontal Bridge MBL: 275 kg (600 lbs)	640 kg (1400 lbs) Horizontal Bridge MBL: 275 kg (600 lbs)	640 kg (1400 lbs) Horizontal Bridge MBL: 275 kg (600 lbs)
	0000-00-000-0000	0000-00-000-0000	0000-00-000-0000	0000-00-000-0000	0000-00-000-0000



Carbon Ladder Accessories



Ladder Backpack

This enables easy transport of the ladder, and includes individual pockets for each section for quiet movement, removal and assembly. The Ladder Backpack fits all three ladder widths.

No.	CFLB5
	900 x 400 x 400 mm (35.4 x 15.7 x 15.7 in)
MAT	Black
KG	2.18 kg (4.8 lbs)
NSN	0000-00-000-0000



Ladder Section Splice Caps

An operator can use these sectional end caps to create shorter ladder lengths. Simply combine ladder sections to create the desired length and slide the end cap onto the exposed end. Sold in pairs and fits all sectional ladder models

No.	CFLSC
	175 x 55 x 30 mm (6.8 x 2.1 x 1.2 in)
MAT	Olive
KG	0.2 kg (0.45 lbs)
NSN	0000-00-000-0000





Bus Assault Platform

The Bus Assault Platform converts a wide-rung ladder segment into a stable platform for bus assaults or to provide a stable shooting platform over the top of compact walls. The rubber feet on the platform provide traction and stability when placed against a vertical surface.

The Bus Assault Platform is extremely lightweight compared to standard metal or wood platforms, making it easy to carry in one hand. It also breaks down into three pieces for convenient transport.

No.	CFLBAP
	400 x 290 x 60 mm (15.7 x 11.4 x 2.3 in)
MAT	Olive
KG	1.53 kg (3.37 lbs)
NSN	0000-00-000-0000



Deluxe Swivel Feet

The Deluxe Swivel Feet are available for any ladder size to improve grip, particularly on soft ground. The feet are supplied with one dedicated ladder section designed to accept the pinned joint. This option is only available on new ladders as it is incorporated in the manufacturing process.

No.	CFLDSF
	N/A
MAT	Stainless steel
KG	N/A
NSN	0000-00-000-0000



Launcher

The Olympia Triumph Grapnel Launcher is used by many leading special forces and special police units worldwide. The launcher is primarily designed to achieve an anchor point when the height required is above the range of a telescopic pole, in both maritime and urban operations.

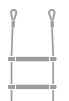
The Grapnel Launcher can reach distances of up to 45 metres when using a 9 mm rope, and is perfect for teaming up with the Titanium Rope Climber or one of the Actsafe Tactical Ascenders. The launcher is hard-wearing and easy to maintain.

Olympia Triumph's popular folding grapnel hook can be combined with a range of attachments, including webbing ladders, messenger lines and ropes of various diameter to suit the requirements of the operator.

The launcher has multiple applications, including but not limited to:

- Maritime boarding
- Urban access
- Swift water rescue or maritime rescue
- Ship-to-ship or ship-to-shore
- Non-lethal boat disabling
- Canyon or building traverse





The Grapnel Launcher is simple to operate, powered by a rechargeable compressed air cylinder, and produces no smoke, heat or flash emissions. The air cylinder can be recharged at any air compressor or by using a dive cylinder with a DIN attachment. The launcher is supplied as either the tactical or special forces set, both of which provide a turnkey system for the end user.



The Olympia Triumph Grapnel Launcher (OTL63) is designed to achieve a point of anchoring for both maritime and urban operations when the height requirement is greater than the reach of our electric pole system.

The OTL63 provides an accurate and portable means of launching a grapnel and rope (or fibre ladder). The launcher uses compressed air with no subsequent heat, flash or loud explosive noises. The launcher firing pressure can be set at any pressure up to 80 bar as factory standard. There are safety features in place that make it impossible for you to overcharge the air cylinder or the air chamber of the launcher. The launcher is fed from a removable 500 cc cylinder and has an internal air chamber of 120 cc.

The launcher is compatible with two projectiles: the Folding Grapnel (a three-pronged spring-loaded titanium grapnel) and the Messenger Line Projectile (a top-heavy line weight designed for ship-to-ship targeting).

The launcher is available to purchase as individual parts or as two set combinations. Both the Special Forces and Tactical set come in a Peli case with cut foam securing all items in place.

Maximum ranges under laboratory test conditions are:

- 3 mm line: up to 120 m distance
- 8 mm rope: up to 45 m distance
- 11 mm rope: up to 35 m distance
- Fibrelight ladder: up to 20 m in height





Grapnel Launcher Special Forces Set

No.	OTL63-SF-SET
	632 x 632 x 364 kg (24.8 x 24.8 x 14.3 in)
	43.5 kg (95 lbs)
	Matt black
	Aluminium
	Up to 45 m with 9 mm rope
	1095-99-670-1043

- 1 x OTL63 Launcher - OTL63-001
- 2 x 500 cc Air Cylinder and Valve - OTL63-002
- 1 x Side Mount Canister - OTL63-003
- 1 x Underslung Rope Canister - OTL63-004
- 2 x Mark 3 Folding Grapnel Complete - OTL63-007
- 1 x Messenger Line Projectile - OTL63-009
- 2 x Plastic Projectile Base - OTL63-010
- 1 x 35 m x 11 mm Rope set - OTL63-011
- 1 x Fibrelight 15 m Ladder - FLS.15
- 1 x Loading Rod - OTL63-012
- 1 x Charging Kit - OTL63-013
- 1 x Bottle Pressure Test Gauge - OTL63-017
- 1 x Peli Case with Interior Foam - OTL63-020
- 1 x Maintenance Kit - OTL63-023
- 1 x OTL63 Launcher User Manual - OTL63-030

Grapnel Launcher Tactical Forces Set

No.	OTL63-TAC-SET
	1059 x 345 x 302 kg (41.6 x 13.5 x 11.8 in)
	31 kg (68 lbs)
	Matt black
	Aluminium
	Up to 45 m with 9 mm rope
	0000-00-000-0000

- 1 x OTL63 Launcher - OTL63-001
- 1 x 500 cc Air Cylinder and Valve - OTL63-002
- 1 x Side Mount Canister - OTL63-003
- 1 x Mark 3 Folding Grapnel Complete - OTL63-007
- 1 x Plastic Projectile Base - OTL63-010
- 1 x 45 m x 9 mm Rope Set - OTL63-011
- 1 x Loading Rod - OTL63-012
- 1 x Charging Kit - OTL63-013
- 1 x Rubber Band Set - 50 Pieces - OTL63-014
- 1 x Replacement O-Ring Kit - OTL63-015
- 1 x Silicon Grease - OTL63-016
- 1 x Peli Case with Interior Foam - OTL63-026
- 1 x OTL63 Launcher User Manual - OTL63-030



Launcher Component Parts



OTL63 Launcher

No. OTL63-001


KG 5.00 kg (11.02 lbs)



500 cc Air Cylinder and Valve

No. OTL63-002


KG 0.90 kg (1.98 lbs)



Side Mount Canister

No. OTL63-003

KG 0.72 kg (1.59 lbs)



Underslung Rope Canister

No. OTL63-004

KG 1.52 kg (3.35 lbs)



Mark 3 Folding Grapnel Complete

No. OTL63-007

KG 1.32 kg (2.91 lbs)



Messenger Line Projectile Base

No. OTL63-008

KG 0.62 kg (1.37 lbs)



Messenger Line Projectile

No. OTL63-009

KG 0.62 kg (1.37 lbs)



Plastic Projectile Base

No. OTL63-010

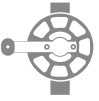
KG 0.41 kg (0.90 lbs)



35 m x 11 mm Rope Set

No. OTL63-011

KG 3.29 kg (7.25 lbs)



Fibreight 15 m Ladder

No. FLS.15

KG 2.10 kg (4.63 lbs)



Fibreight 20 m Ladder

No. FLS.20

KG 2.80 kg (6.17 lbs)



Loading Rod

No. OTL63-012

KG 0.31 kg (0.68 lbs)



Charging Kit

No. OTL63-013

KG 2.12 kg (4.67 lbs)



**Rubber Band Set
50 Pieces**

No. OTL63-014

KG 80 g (2.82 oz)



Replacement O-Ring Kit

No. OTL63-015

KG 40 g (1.4 oz)



Silicon Grease

No. OTL63-016

KG 110 g (3.9 oz)



**Bottle Pressure Test
Gauge**

No. OTL63-017

KG 0.27 kg (0.61 lbs)



Dump Valve Screw


No. OTL63-018

KG 54 g (1.9 oz)



Charge Valve Poppet

No. OTL63-019

 8 g (0.2 oz)



Peli Case with Interior Foam for SF Kit

No. OTL63-020

 19.97 kg (44.03 lbs)



Maintenance Kit in Peli Case

No. OTL63-023

 3.29 kg (7.25 lbs)



Peli Case with Interior Foam for TAC Kit


No. OTL63-026

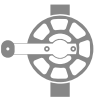
 16.00 kg (35.27 lbs)



45 m x 9 mm Rope Set

No. OTL63-027

 1.69 kg (3.73 lbs)



Magnets

The Magnet Anchors provide an anchor point to secure diving equipment, divers and even RHIBs to the hull of a metal vessel. All four anchors in the range help to prevent loss of equipment while a diver works, or gives the diver a safe anchor point during their mission. The Magnet Anchor Quad can be used to secure a RHIB under certain conditions.

The ergonomic handle enables easy detachment of the anchor from the vessel when required. The different attachment points permit more than one connector to be fastened to the magnet at any one time.

The 316 stainless steel handle and specially developed samarium-cobalt (SmCo) magnets are resistant to both corrosion and oxidation. This limits the detrimental effects of prolonged use in salt water conditions.

The anchors are hard-wearing, so can be used in poor working conditions with minimal impact to the task in hand.







Magnet Anchor Single

No.	OT-MA1
	168 x 51 x 60 mm (6.6 x 2 x 2.3 in)
	0.73 kg (1.61 lbs)
	316 Stainless steel, samarium-cobalt magnet
	Matt black powder coat
	70.0 kg (154.3 lbs)
	2040-99-751-4845



Magnet Anchor Double

No.	OT-MA2
	168 x 51 x 121 mm (6.6 x 2 x 4.6 in)
	1.38 kg (3.04 lbs)
	316 Stainless steel, samarium-cobalt magnet
	Matt black powder coat
	140.0 kg (308.6 lbs)
	4220-99-976-0902



Magnet Anchor Triple

No.	OT-MA3
	246 x 51 x 121 mm (9.6 x 2 x 4.6 in)
	1.96 kg (4.32 lbs)
	316 Stainless steel, samarium-cobalt magnet
	Matt black powder coat
	210.0 kg (463.0 lbs)
	4220-99-858-2623



Magnet Anchor Quad

No.	OT-MA4
	279 x 51 x 121 mm (9.6 x 2 x 4.6 in)
	3.02 kg (6.10 lbs)
	316 Stainless steel, samarium-cobalt magnet
	Matt black powder coat
	280.0 kg (617.3 lbs)
	5340-99-555-8923



Tactical Magnet Set

The Tactical Magnet Set provides a full set of six OT magnets. The sets are designed primarily for operational use but also make a great training solution. The Tactical Magnet Set comes in a PELI 1520 with interior cut foam.

The set includes includes:

- OT-MA1
- OT-MA2
- OT-MA3
- OT-MA4
- 2x individual TMMs

*For more technical specification please see individual product pages.

No. OT-TMS

Dimensions 499 x 393 x 191 mm (19.6 x 15.4 x 7.5 in)

Weight 10.90 kg (24.03 lbs)

MAT Stainless steel, neodymium

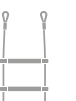
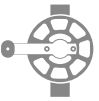
Finish Matt black powder coat

Configuration Variable (please see individual magnets)

NSN 0000-00-000-0000



All OT magnets are supplied in a hard foam pocket. This provides easy handling of the magnets as well as the ability to stack the cases when being stored without the magnets sticking.











Tactical Marker Magnet Set

The Tactical Marker Magnets are primarily used by reconnaissance dive teams to mark specific locations on a vessel. The marker can then be used to determine the best point of entry for an assault team. Due to its low holding force of 34 kg (74.9 lbs), the Tactical Marker Magnet is easy to use but strong enough to stay attached when the vessel is moving.

The 15 mm (0.59") eye enables either a carabiner, webbing strop, glow stick or other attachment to be connected depending on the user's requirements. The neodymium magnet is rubber-coated, then encased in a 304 stainless steel housing. The housing is sealed to provide maximum resistance to corrosion and oxidation, making the magnet ideal for use in salt or fresh water conditions.

The Tactical Marker Magnet is supplied as a set including four magnets and a storage case with internal foam to keep the magnets secure during transportation.

No.	OT-TMM
	35 x 32 x 32 mm (1.3 x 1.25 x 1.25 in)
	65 g (2.29 oz)
	Stainless steel, neodymium
	Matt black powder coat
	34 kg (74.9 lbs)
	0000-00-000-0000

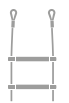
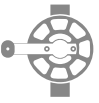
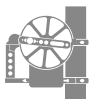


Ladder Magnet Anchor Set

The Ladder Magnet Anchor Set is used for securing the base of any Olympia Triumph wire ladder to a metal vessel. The system provides a platform for two operators to stand on while keeping the ladder in position as a third user ascends it. This is often used when the approaching RHIB needs to drop operators onto a target and then retreat to avoid the operator making contact with the RHIB in the event of a fall.

The magnet is equipped with a safety pin, mooring lug and breaking lever for easy release. The set is supplied in a black Peli 1550 case with interior cut foam. The holding force of each magnet is 450 kg.

No.	OT-LMA
	482 x 368 x 195 mm (18.9 x 14.4 x 7.6 in)
	19.00 kg (41.90 lbs)
	Neodymium magnet epoxy coated
	Red / black powder coat
	450.0 kg (992.1 lbs) per magnet
	5340-99-270-8639



Technical

TECHNICAL/ TESTING INFO

Here at Olympia Triumph our products undergo rigorous testing to make sure they suit the requirements of the operators before they ever go on sale. We are lucky enough to have relationships with Tier 1 units, allowing rigorous and comprehensive testing. Once the designs have been tweaked all products undergo laboratory destruction testing. We work with a number of test houses specialising in their respective fields and all carrying the the United Kingdom Accreditation Service (UKAS) certificate so customers can be assured of the products being bought.

We do not advise Safe Working Loads (SWL) for our products but instead offer the Minimum Break Loads (MBL) from the test houses. This gives the unit in question the information to set their own SWL and risk assessment while allowing the products to be used to their full potential in the situations our customers will find themselves in.

We can supply more in-depth test results and certificates upon request. The following pages outline the method of testing for the MBL results given in the previous chapters.

WIRE LADDERS

CWL MBL Rung Centre: Force sustained by rung, centrally loaded with 80 mm sling 581 kg (1280 lbs).

CWL MBL Rung Side: Force to cause one side of the rung to slip down the wire 697 kg (1536 lbs).

CWL MBL Wire Side: Minimum breaking force to cause one side wire to break 1000 kg (2204 lbs).

CWL MBL Ladder: Minimum breaking force to cause failure of the wire ladder from end to end 2012 kgs (4435 lbs).

WWL MBL Rung Centre: Force sustained by rung, centrally loaded with 80 mm sling 512 kg (1129 lbs).

WWL MBL Rung Side: Force to cause one side of the rung to slip down the wire 820 kg (1808 lbs).

WWL MBL Wire Side: Minimum breaking force to cause one side wire to break 1066 kg (2350 lbs).

WWL MBL Ladder: Minimum breaking force to cause failure of the wire ladder from end to end 2012 kgs (4435 lbs).

RBL-FE MBL Rung Centre: Force sustained by rung, centrally loaded with 80 mm sling 512 kg (1129 lbs).

RBL-FE MBL Rung Side: Force to cause one side of the rung to slip down the wire 820 kg (1808 lbs).

RBL-FE MBL Wire Side: Minimum breaking force to cause one side wire to break 1066 kg (2350 lbs).

RBL-FE MBL Ladder: Minimum breaking force to cause failure of the wire ladder from end to end 2012 kgs (4435 lbs).

RIGID BOARDING LADDERS

MBL Rung Centre: Force sustained by rung, centrally loaded with 80 mm sling 450 kg (992 lbs).

MBL Ladder Arch: Minimum force required to cause ladder arch to deform 1,390 kg (3064 lbs).

Eye Bolt Mounting: Minimum force required to cause eye bolt mount to deform 1,210 kg (2668 lbs).

Stainless M8 Eye Bolt: Minimum force required to cause eye bolt to deform 2,400 kg (5291 lbs).

Stainless M10 Eye Bolt: Minimum force required to cause eye bolt to deform 3,500 kg (7716 lbs).

HOOKS

Arch load: Minimum force required to cause the titanium hook to permanently deform when loaded on the arch with the load attached via the ladder anchor point or points.

Point load: Minimum force required to cause the titanium hook to permanently deform when loaded on the hook point with the load applied to the ladder anchor point.

FIBRELIGHT LADDERS

FLS MBL Rung when centrally loaded with 70 mm sling:

Minimum force required to break the rung carbon rod 340 kgs (750 lbs).

Minimum force required to break the rung webbing 450 kgs (992 lbs).

FLS MBL Top Loop: Minimum force required to break the ladder attachment point 1150 kgs (2535 lbs).

FLD MBL Rung when centrally loaded with 70 mm sling:

Minimum force required to break the rung carbon rod 340 kgs (750 lbs).

Minimum force required to break the rung webbing 620 kgs (1367 lbs).

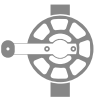
FLD MBL Top Loop: Minimum force required to break the ladder attachment point 1770 kgs (3902 lbs).

FLN MBL Rung when centrally loaded with 100 mm sling:

Minimum force required to break the rung carbon rod 710 kgs (1565 lbs).

Minimum force required to break the rung webbing 1300 kgs (2866 lbs).

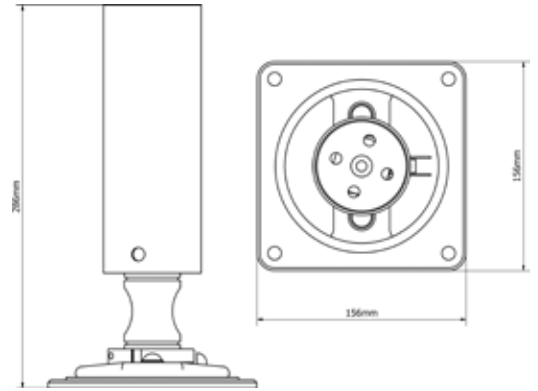
FLN MBL Top Loop: Minimum force required to break the ladder attachment point 2120 kgs (4674 lbs).



Maritime Flexible Base Plate - Complete

Product number: ETP-MBC

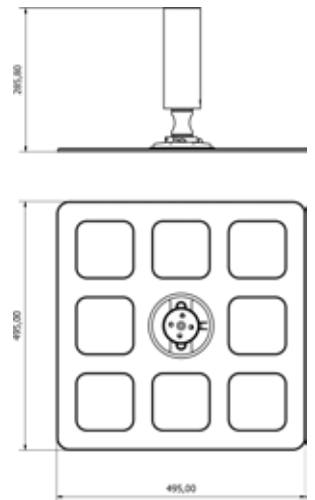
Page 22



Urban Flexible Base Plate - Complete

Product number: ETP-UBC

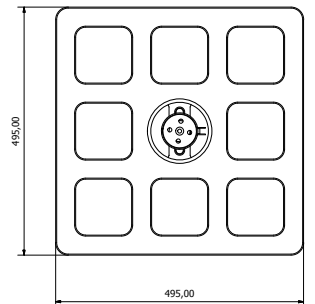
Page 23



Urban Flexible Base Plate

Product number: ETP-UBP

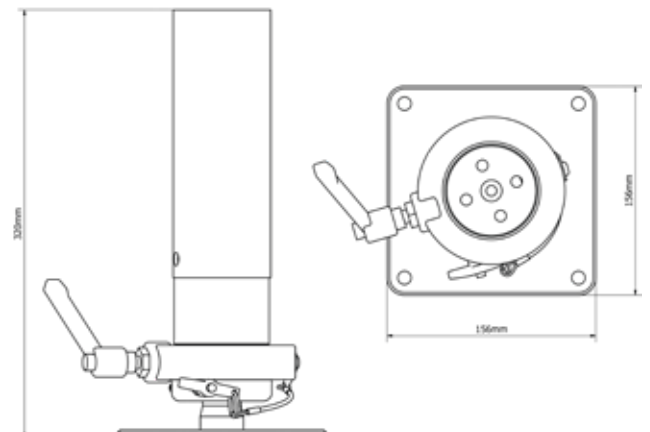
Page 23



Heavy-Duty Base Plate - Complete

Product number: ETP-MBHDC

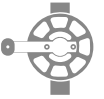
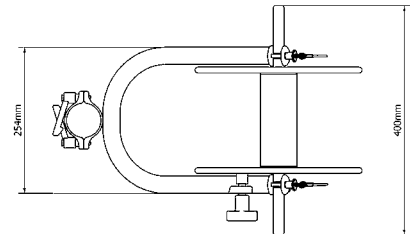
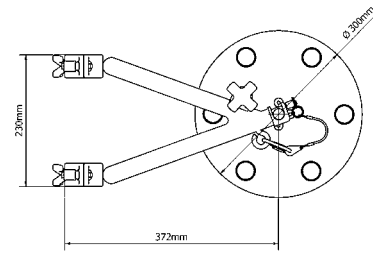
Page 24



Ladder Deployment Bracket and Reel

Product number: 07.702

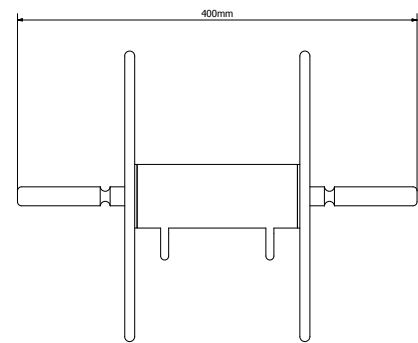
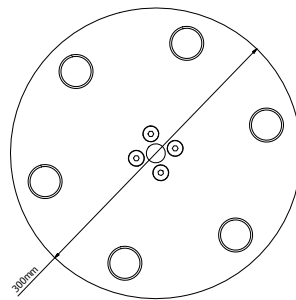
Page 26



Ladder Deployment Reel

Product number: 07.703

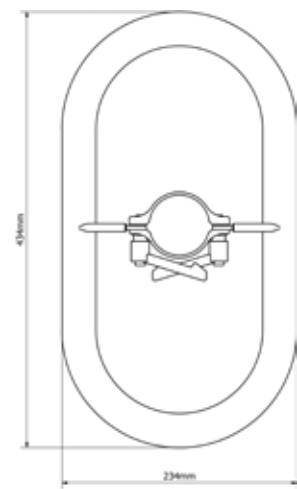
Page 26



Stabiliser Handle

Product number: 07.704

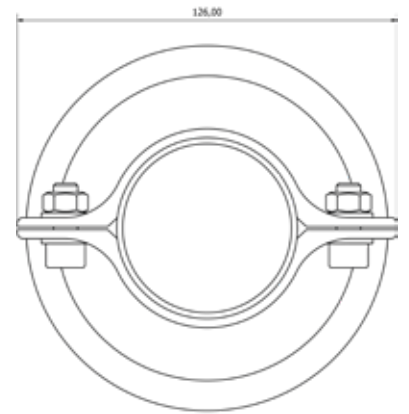
Page 27



Tie Down Ring Bracket

Product number: 07.705

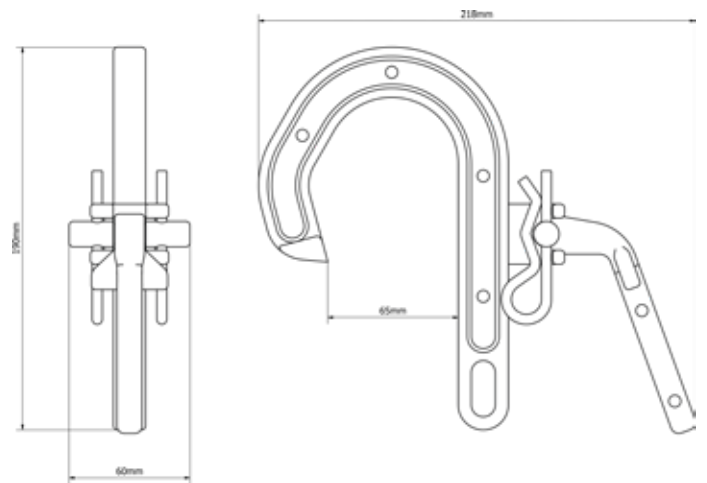
Page 27



PXS Hook

Product number: A3-930 PXS

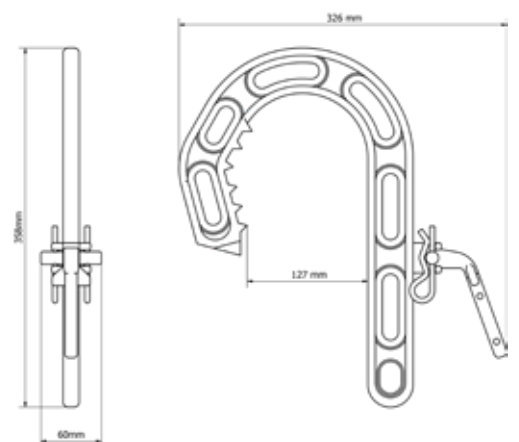
Page 46



PS Hook

Product number: A3-930 PS

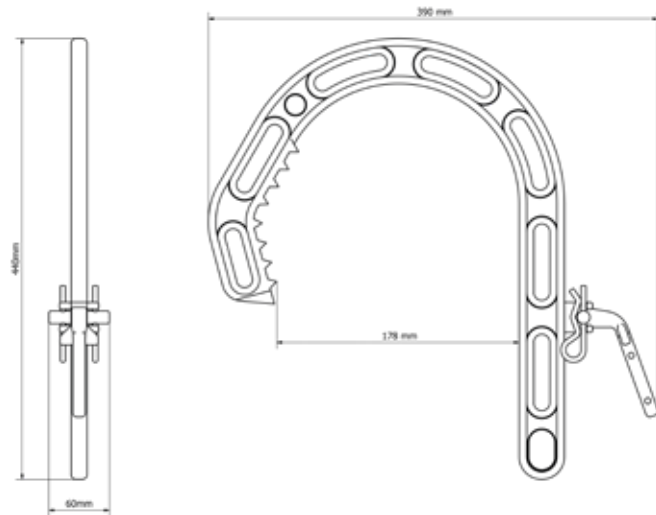
Page 46



PM Hook

Product number: A3-930 PM

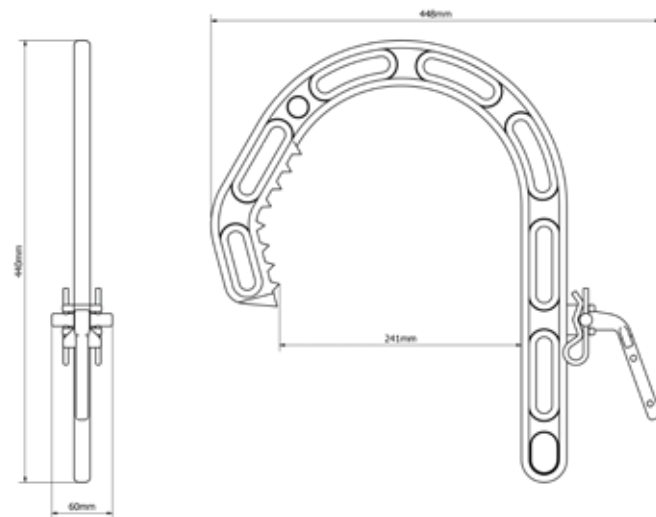
Page 47



PL Hook

Product number: A3-930 PL

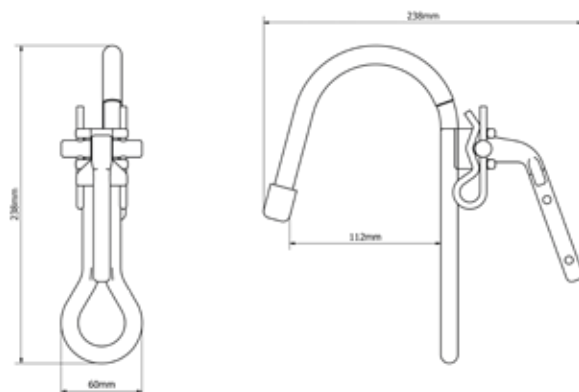
Page 47



A Hook

Product number: A3-930 A

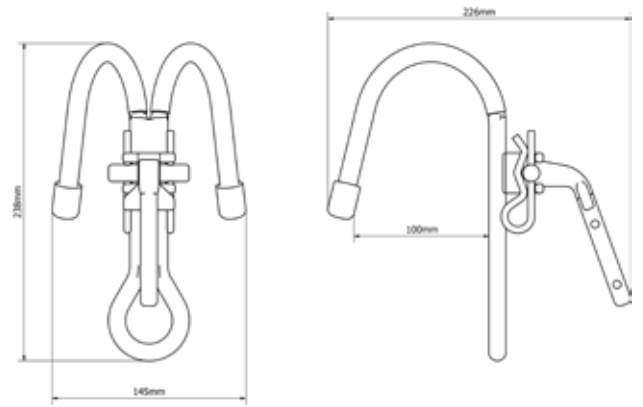
Page 50



B Hook

Product number: A3-930 B

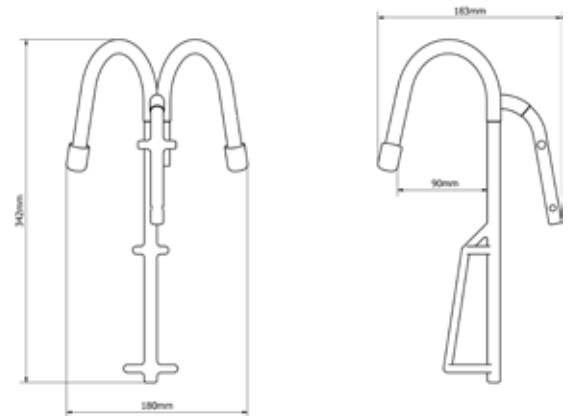
Page 50



D Hook

Product number: A3-930 D

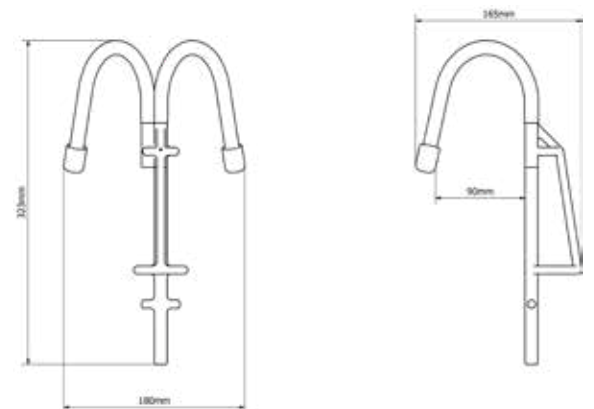
Page 51



E Hook

Product number: A3-930 E

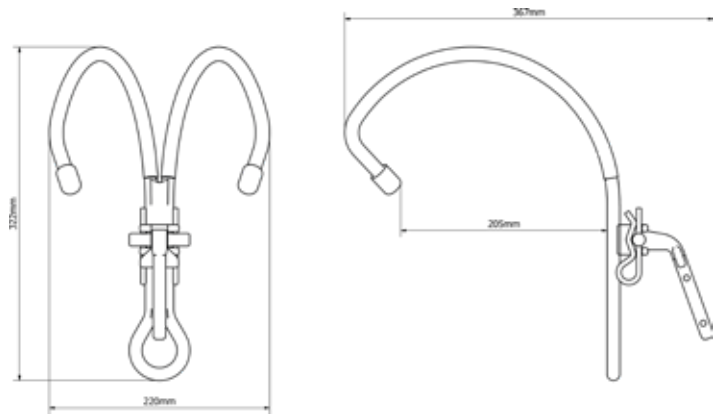
Page 51



F Hook

Product number: A3-930 F

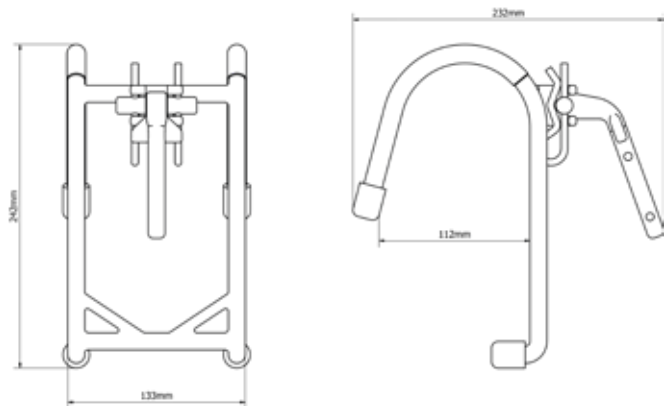
Page 51



BL Hook

Product number: A3-930 BL

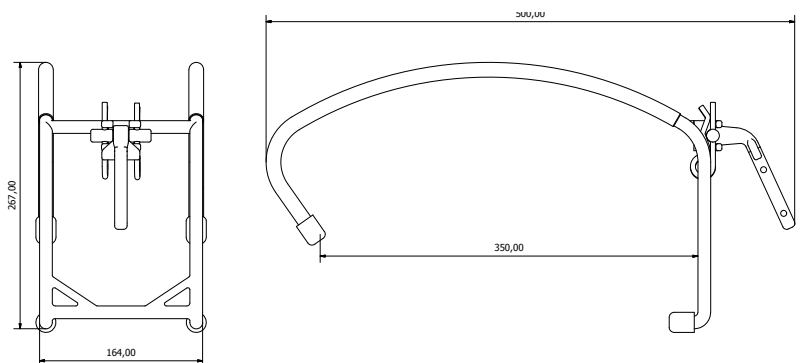
Page 52



FL Hook

Product number: A3-930 FL

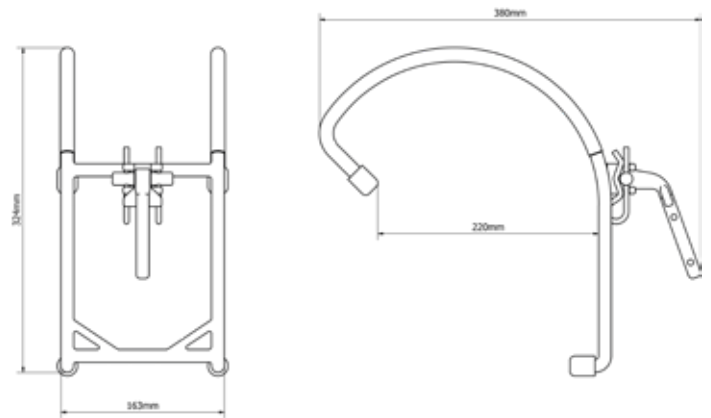
Page 53



L Hook

Product number: A3-930 L

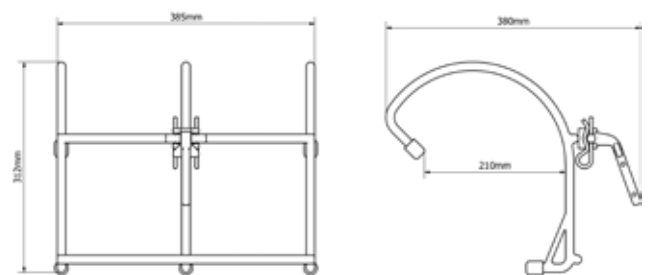
Page 52



NM Hook

Product number: A3-930 NM

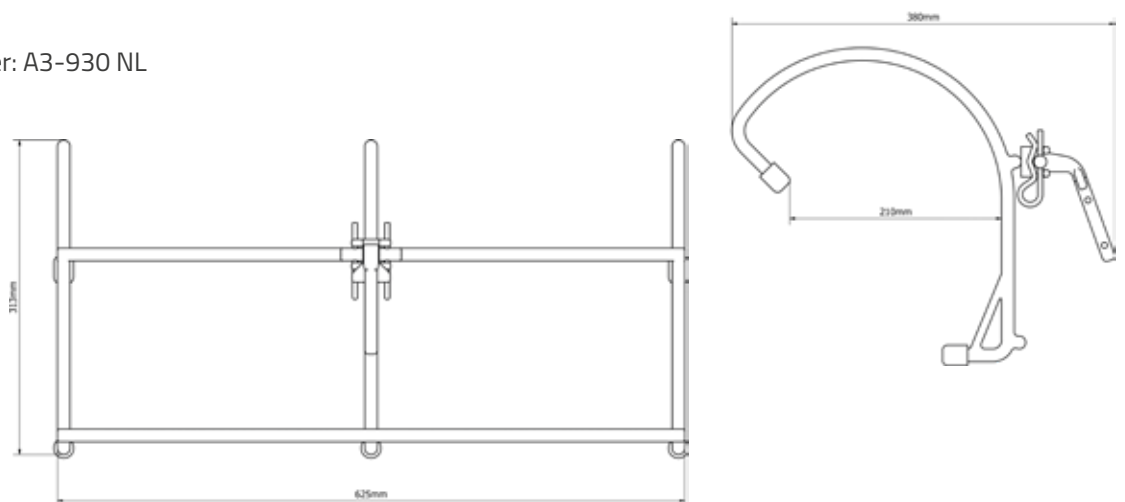
Page 54



NL Hook

Product number: A3-930 NL

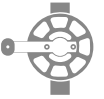
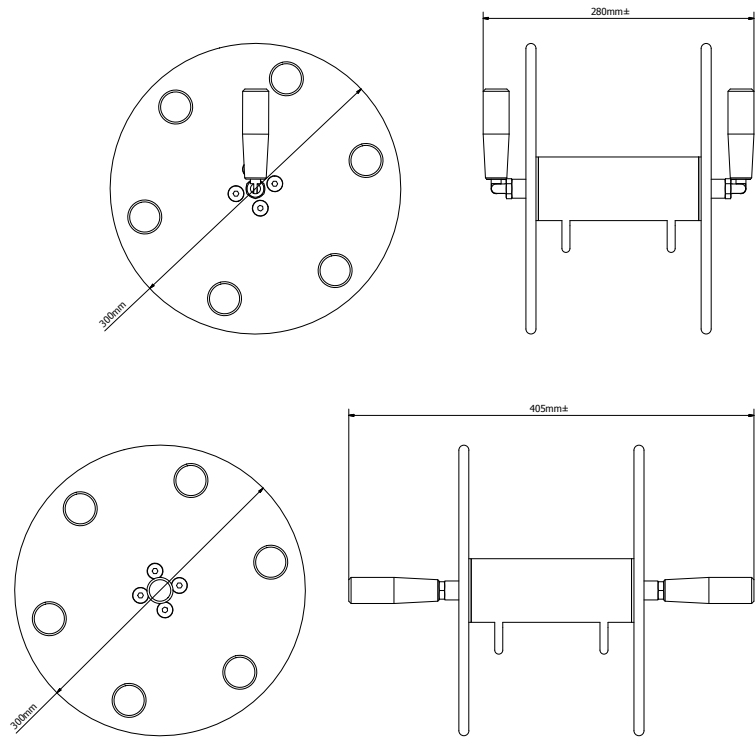
Page 54



CWL Reel with Folding Handles

Product number: CWL-CLR

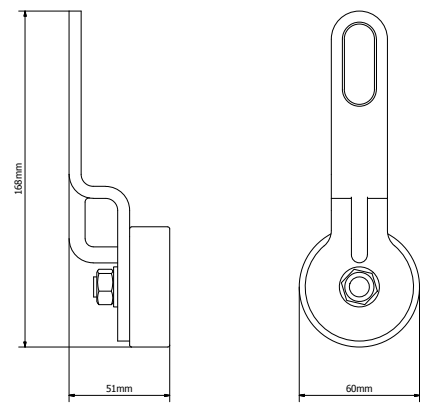
Page 60



Magnet Anchor Single

Product number: OT-MA1

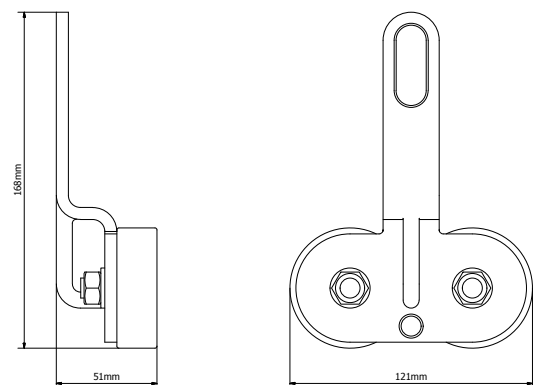
Page 94



Magnet Anchor Double

Product number: OT-MA2

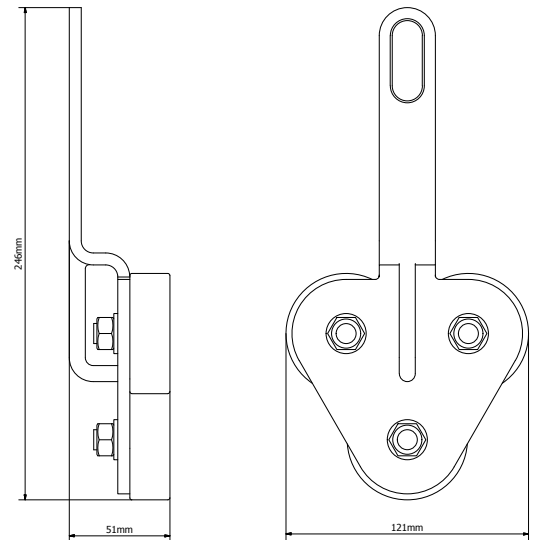
Page 94



Magnet Anchor Triple

Product number: OT-MA3

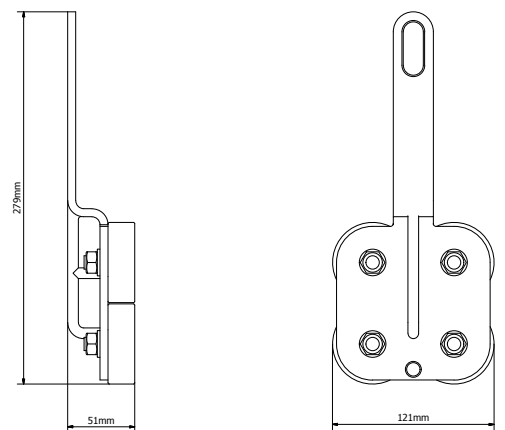
Page 94



Magnet Anchor Quad

Product number: OT-MA4

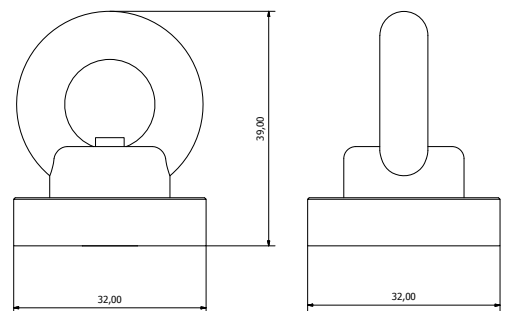
Page 94



Tactical Marker Magnet Set

Product number: OT-TMM

Page 96



All weights and dimensions both in the technical section and throughout the catalogue are approximate.

Index

A

A Hook	A3-930 A	Page 50
500 cc Air Cylinder and Valve	OTL63-002	Page 88
Armadillo Carbon Ladder	CFL 5/2.75NR	Page 81
Armadillo Carbon Ladder	CFL 5/3.7	Page 81
Armadillo Carbon Ladder	CFL 5/3.7WR	Page 81
Armadillo Carbon Ladder	CFL 3/3.65WR	Page 81
Armadillo Carbon Ladder	CFL 1/2.44WR	Page 81

B

B Hook	A3-930 B	Page 50
BL Hook	A3-930 BL	Page 52
Bottle Pressure Test Gauge	OTL63-017	Page 89
Bus Assault Platform	CFLBAP	Page 83

C

Camouflage Support Pole	CFP-CSP	Page 38
Carabiners for Attaching the RBL Extension	RBL-CON	Page 79
Carbon Fibre Pole - Pole Maintenance Kit	CFP-PMK	Page 36
Carbon Fibre Telescopic Pole	CFP6/3	Page 33
Carbon Fibre Telescopic Pole	CFP5/6	Page 33
Carbon Fibre Telescopic Pole	CFP5/8	Page 33
Carbon Fibre Telescopic Pole	CFP3/9	Page 33
Carbon Fibre Telescopic Pole	CFP5/10	Page 33
Carbon Fibre Telescopic Pole	CFP5/12	Page 33
Carbon Fibre Telescopic Pole	CFP5/15	Page 33
CFP Dive Weight with Attachment Points	CFP-DW2	Page 35
CFP Tie Down Ring Bracket	CFP-TDR	Page 35
CFP Magnetic Roller	CFP-MR1	Page 34
Charge Valve Poppet	OTL63-019	Page 90
Charging Kit	OTL63-013	Page 89
Compact Folding Pole	AFP6/2.2	Page 41
Compact Folding Pole	AFP8/3	Page 41
Compact Folding Pole	AFP6/3.7	Page 41

C

Compact Folding Pole	AFP8/5	Page 41
Compact Wind Sock	CFP6/3-WS	Page 39
Compact Wire Ladder	CWL.05	Page 57
Compact Wire Ladder	CWL.10	Page 57
Compact Wire Ladder	CWL.15	Page 57
Compact Wire Ladder	CWL.20	Page 57
CWL FiFi Hook	CWL-FiFi	Page 58
CWL Ladder Joining Carabiner	CWL-LJC	Page 62
CWL Ladder Joining Kit	CWL-LJK	Page 62
CWL Large Grip Rung	CWL-LGR	Page 62
CWL Reel with Folding Handles	CWL-CLR	Page 60
CWL Stand Off Discs	CWL-SOD	Page 59

D

Delux Swivel Feet	CFLDSF	Page 83
D Hook	A3-930 D	Page 51
Dump Valve Screw	OTL63-018	Page 89

E

E Hook	A3-930 E	Page 51
Electric Carbon Pole	ECP.10-5	Page 11
Electric Carbon Pole	ECP.15-5	Page 11
Electric Carbon Pole	ECP.17-5	Page 11
Electric Carbon Pole - Dive Configuration	ECP.15-DP	Page 12
Electric Carbon Pole - Pole Maintenance Kit	ECP-PMK	Page 21
Electric Telescopic Pole	ETP.10-5CT	Page 15
Electric Telescopic Pole	ETP.15-5CT	Page 15
Electric Telescopic Pole	ETP.17-5CT	Page 15
Electric Telescopic Pole - Pole Maintenance Kit	ETP-PMK	Page 21

F

F Hook	A3-930 F	Page 51
Fibreight 15 m Ladder	FLS.15	Page 89
Fibreight 20 m Ladder	FLS.20	Page 89
Fibreight Single Deployment Bag	FLS-LDB	Page 69
Fibreight Double Ladder	FLD.05	Page 66

F

Fibreight Double Ladder	FLD.10	Page 66
Fibreight Double Ladder	FLD.15	Page 66
Fibreight Double Ladder	FLD.20	Page 66
Fibreight Net Ladder	FLN.05	Page 67
Fibreight Net Ladder	FLN.10	Page 67
Fibreight Single Ladder	FLS.05	Page 65
Fibreight Single Ladder	FLS.10	Page 65
Fibreight Single Ladder	FLS.15	Page 65
Fibreight Single Ladder	FLS.20	Page 65
Fibreight Stand Off Discs	FLL-SOD	Page 68
Flat Hook Neoprene Sleeves	A3-930PL-S	Page 48
Flat Hook Neoprene Sleeves	A3-930PM-S	Page 48
Flat Hook Neoprene Sleeves	A3-930PS-S	Page 48
Flat Hook Neoprene Sleeves	A3-930PXS-S	Page 48
FL Hook	A3-930 FL	Page 53

G

Grapnel Launcher Special Forces Set	OTL63-SF-SET	Page 87
Grapnel Launcher Tactical Forces Set	OTL63-TAC-SET	Page 87

H

Heavy-Duty Base Plate - Complete	ETP-MBHDC	Page 24
Heavy-Duty Base Tube	ETP-HDT	Page 24

L

Ladder Backpack	CFLB5	Page 82
Ladder Deployment Bracket and Reel	07.702	Page 26
Ladder Deployment Reel	07.703	Page 26
Ladder Magnet Anchor Set	OT-LMA	Page 97
Ladder Section Splice Caps	CFLSC	Page 82
L Hook	A3-930 L	Page 52
Loading Rod	OTL63-012	Page 89
Lower Flotation Bag	ECP-LFB	Page 29

M

Magnet Anchor Double	OT-MA2	Page 94
----------------------	---------------	---------

M

Magnet Anchor Quad	OT-MA4	Page 94
Magnet Anchor Single	OT-MA1	Page 94
Magnet Anchor Triple	OT-MA3	Page 94
Maintenance Kit in Peli Case	OTL63-023	Page 90
Maritime Flexible Base Plate - Complete	ETP-MBC	Page 22
Mark 3 Folding Grapnel - Complete	OTL63-007	Page 88
Messenger Line Projectile	OTL63-009	Page 88
Messenger Line Projectile Base	OTL63-008	Page 88

N

NL Hook	A3-930 NL	Page 54
NM Hook	A3-930 NM	Page 54

O

OTL63 Launcher	OTL63-001	Page 88
----------------	------------------	---------

P

Peli Case with Interior Foam for SF Kit	OTL63-020	Page 90
Peli Case with Interior Foam for TAC Kit	OTL63-026	Page 90
Plastic Projectile Base	OTL63-010	Page 88
PL Hook	A3-930 PL	Page 47
PM Hook	A3-930 PM	Page 47
Pole Delivery Pin for RBL 1.5 and 2.5	RBL-PDP	Page 78
Pole Transport Bag	ETP-PTB10 ETP-PTB15 ETP-PTB17	Page 30
Pole Transport Case	ETP-PTC10 ETP-PTC15 ETP-PTC17	Page 30
Polyamide Breakaway Connectors for Attaching the RBL Extension	RBL-BAC	Page 79
PS Hook	A3-930 PS	Page 46
PXS Hook	A3-930 PXS	Page 46

R

RBL Double	RBLD1.5	Page 75
RBL Double	RBLD2.5	Page 75
RBL Double	RBLD3.5	Page 75

R

RBL Flexible Extension	RBL-FE1	Page 77
RBL Flexible Extension	RBL-FE2	Page 77
RBL Flexible Extension	RBL-FE4	Page 77
RBL Single	RBL1.5	Page 73
RBL Single	RBL2.5	Page 73
RBL Single	RBL3.5	Page 73
RBL Single	RBL4.5	Page 73
RBL Wire Lanyard	RBLWL	Page 76
Replacement O-Ring Kit	OTL63-015	Page 89
Replacement Top Attachment Lanyard with Connectors 1 m	RBL-LAN	Page 78
Rubber Band Set 50 Pieces	OTL63-014	Page 89
35 m x 11 mm Rope Set	OTL63-011	Page 88
45 m x 9 mm Rope Set	OTL63-027	Page 90

S

Set of 6 Replacement Rubber Feet with Screws for RBL Ladder	RBL-RRF	Page 79
Side Mount Canister	OTL63-003	Page 88
Silicon Grease	OTL63-016	Page 89
SS Size 6 Maillon, Rapides for Attaching the RBL Extension	RBL-MRC	Page 79
Stabiliser Flotation Bag	ECP-SFB	Page 28
Stabiliser Handle	07.704	Page 27

T

Tactical Magnet Set	OT-TMS	Page 95
Tactical Marker Magnet Set	OT-TMM	Page 96
Tactical Wire Ladder Cutters	CWL-CDO	Page 61
Tie Down Ring Bracket	07.705	Page 27

U

Underslung Rope Canister	OTL63-004	Page 88
Underway Boat Harness	OT5000	Page 25
Urban Flexible Base Plate	ETP-UBP	Page 23
Urban Flexible Base Plate - Complete	ETP-UBC	Page 23

W

Wide Rung Wire Ladder	WWL.05	Page 63
-----------------------	---------------	---------

W		
Wide Rung Wire Ladder	WWL.10	Page 63
Wide Rung Wire Ladder	WWL.15	Page 63
Wind Up Carbon Pole	WCP.10-5	Page 17
Wind Up Carbon Pole	WCP.15-5	Page 17
Wind Up Carbon Pole	WCP.17-5	Page 17
Wind Up Telescopic Pole	WTP.10-5CT	Page 19
Wind Up Telescopic Pole	WTP.15-5CT	Page 19
Wind Up Telescopic Pole	WTP.17-5CT	Page 19
Wind Up Telescopic Pole - Pole Maintenance Kit	WTP-PMK	Page 21
WWL Stand Off Discs	WWL-SOD	Page 64



Olympia Triumph Manufacturing Limited

15 Westminster Road
Wareham, Dorset
BH20 4SP
United Kingdom

Tel: (+44) 01929 555350
Fax: (+44) 01929 550894
Email: sales@olytri.com

olytri.com

Company Registration No: 2510133 UK
Company VAT No. GB 699 4325 78
EORI No. GB699432578000
MOD Contractors List Registration No. ICA 001
Special Forces Equipment NATO Suppliers List NCAGE No. U3618
Exostar No. EXO110273526
DUNS No. 505589077

Copyright © 2023 Olympia Triumph Manufacturing Limited

All rights reserved. No part of this publication may be reproduced, distributed, or transmitted in any form or by any means without prior written permission.



[@olympiatriumph](https://www.instagram.com/olympiatriumph)